

Innovation flourishes where there are big problems to solve, and few problems are as large as the need to feed the world. In the latest in our **Profiles in Innovation** series, we explore how agriculture offers fertile ground for a confluence of technology trends, from sensors and the Internet of Things to drones, big data and autonomous driving. We see the potential for Precision Farming to lift crop yields 70% by 2050 and create a \$240 billion market for farm tech, adding to agriculture's long history of holding off a Malthusian crisis.

**Jerry Revich, CFA**  
(212) 902-4116  
jerry.revich@gs.com  
Goldman, Sachs & Co.

**Robert Koort, CFA**  
(713) 654-8480  
robert.koort@gs.com  
Goldman, Sachs & Co.

**Patrick Archambault, CFA**  
(212) 902-2817  
patrick.archambault@gs.com  
Goldman, Sachs & Co.

**Adam Samuelson**  
(212) 902-6764  
adam.samuelson@gs.com  
Goldman, Sachs & Co.

**Michael Nannizzi**  
(917) 343-2726  
michael.nannizzi@gs.com  
Goldman, Sachs & Co.

**Mohammed Moawalla**  
+44(20)7774-1726  
mohammed.moawalla@gs.com  
Goldman Sachs International

**Andrew Bonin**  
(917) 343-1445  
andrew.bonin@gs.com  
Goldman, Sachs & Co.

# PROFILES IN INNOVATION

## Precision Farming

Cheating Malthus with Digital Agriculture

Goldman Sachs does and seeks to do business with companies covered in its research reports. As a result, investors should be aware that the firm may have a conflict of interest that could affect the objectivity of this report. Investors should consider this report as only a single factor in making their investment decision. For Reg AC certification and other important disclosures, see the Disclosure Appendix, or go to [www.gs.com/research/hedge.html](http://www.gs.com/research/hedge.html). Analysts employed by non-US affiliates are not registered/qualified as research analysts with FINRA in the U.S.

## Contents

---

|   |           |
|---|-----------|
| <b>PRECISION FARMING in numbers</b>   | <b>3</b>  |
| <b>Precision Farming: Cheating Malthus with Digital Agriculture</b>                             | <b>4</b>  |
| <b>The Ecosystem: Precision Farming - Key Players</b>   | <b>12</b> |
| <b>The Ecosystem: Precision Farming – TAMs and potential value added</b>                        | <b>13</b> |
| <b>Field Notes: Views from 60 experts</b>   | <b>15</b> |
| <b>KEY TECHNOLOGIES \$240 bn addressable market</b>   | <b>16</b> |
| <b>Technologies changing the face of farming</b>  | <b>17</b> |
| Precision Fertilizer Application: \$65bn addressable market, \$200bn potential value-add        | 20        |
| Precision Planting: \$45bn addressable market, \$145bn potential value-add                      | 22        |
| Compaction Reduction via Small Tractors: \$45bn addressable market, \$145bn potential value-add | 24        |
| Precision Spraying: \$15bn addressable market, \$50bn potential value-add                       | 27        |
| Precision Irrigation: \$35bn addressable market, \$115bn potential value-add                    | 28        |
| Field Monitoring  | 30        |
| Data Management   | 32        |
| <b>Select companies with exposure</b>   | <b>35</b> |
| <b>Summary of select investments in Precision Farming technologies</b>                          | <b>39</b> |
| <b>Disclosure Appendix</b>  | <b>40</b> |

## PROFILES IN INNOVATION

This is the fifth report in the *Profiles in Innovation* series analyzing emerging technologies that are creating profit pools and disrupting old ones. Access previous reports in the series below or [visit our portal](#) to learn more and see related resources.

- [Virtual and Augmented Reality](#)
- [Drones](#)
- [Factory of the Future](#)
- [Blockchain](#)



**Contributing authors:** Jerry Revich CFA, Robert D. Boroujerdi, Hugo Scott-Gall, Patrick Archambault CFA, Robert Koort CFA, Adam Samuelson, Michael Nannizzi, Stephen Grambling CFA, Mohammed Moawalla, Jesse Hulsing, Noah Poponak CFA, Stefan Burgstaller, Yuichiro Isayama, Andrew Bonin, David Tamberrino CFA, Jay Yang, Brooke Roach, Mathew Porat, Lincoln Kong CFA, Deepshikha Agarwal, Gautam Pillai, Christopher Evans Ph.D, Ryan Berney, Drew Cohen, Gungun Verma.



# PRECISION FARMING in numbers

## A CHALLENGING SCENARIO

**9.7bn**

Expected world population by 2050, translating into 70% required growth in global food supply from current levels. (p. 5)

**58yrs**

Average age of a farmer (in years) in the US – a number that has consistently moved up over the past 30 years. (p. 14)

**40%**

Percentage of grain consumption in 2015 that China – the world's most populous country – imported. (p. 5)

## WATER WASTED

**>90%**

Proportion of irrigation outside the US using flood method resulting in loss of efficiency. (p. 29)

**50%**

Potential reduction in water waste with precision irrigation systems paired with water sensors. (p. 28)

## CURRENT PRODUCTION

**\$1.2tn**

Global crop production value in 2015. (p. 8)

## THE HUGE OPPORTUNITY

**70%**

Potential tech-driven improvement in yields by 2050. (p. 7)

**\$240bn**

Total addressable digital agricultural technology market. (p. 8)

## IMPRECISE APPLICATION OF INPUTS

**40%**

Percentage of over-fertilized fields. (p. 20)

**15%-20%**

Yield loss suffered from inadequate fertilizer application. (p.20)

## LIGHTER ON THE SOIL


### Manual vs autonomous tractors

One 600hp tractor weighing  
~45,000lb

Ten 60hp autonomous tractors  
weighing ~5,000lb each



=



# Precision Farming: Cheating Malthus with Digital Agriculture

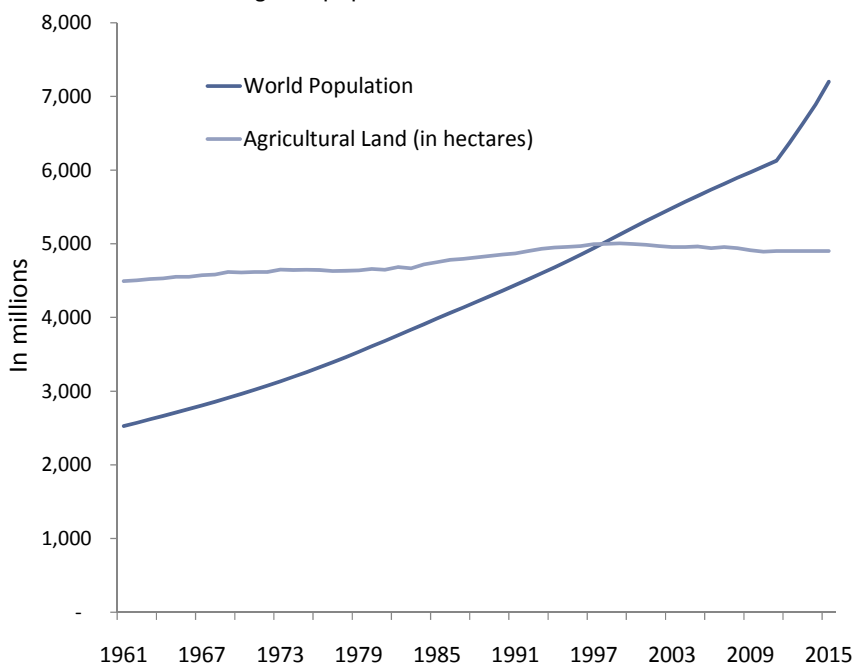
Farming has long been a proving ground for the adage “necessity is the mother of invention.” From the introduction of the steel plow and reaper over 200 years ago to modern advances like large scale planters and genetically modified seeds, man continues to find new ways to feed the world’s growing population. As we near the limits of available arable land, a confluence of technologies is driving a new leg of productivity in Precision Farming to enable growers to meet the demand challenge from existing land.

## A problem of Malthusian proportions

The world has a long-term food supply challenge. And according to the modern day Malthusians, it’s a problem that mankind can’t solve. But we’ve been here before many times. Thomas Malthus was an 18th century scholar and cleric who argued that population growth is exponential while food growth is arithmetic, resulting in an inevitable period of food shortage. His theory garnered a lot of attention not the least because it spoke to a core need and fear. But it has been wrong so far as human ingenuity and economic incentives have driven a stronger supply response. And we think the modern day doomsters are wrong again. However, their diagnosis of the problem is right: the world faces a substantial challenge to feed itself in the face of an expanding population, growing demand for protein as incomes rise, and a geopolitical mismatch between food supply and demand.

But our research suggests that they are wrong in arguing that there is no solution. Our conviction is reinforced by more than 60 field interviews (often literally in a field) with farmers, academics, venture capitalists, dealers, start-ups, and established ag and technology players. We think yields can rise by over 70% to 2050. How in a world of falling arable land per capita is this possible? Our answer is the end of the analog age for farming. Advances in hardware, software, computing power enable far greater precision in planting, fertilizing and irrigation. The extension of technologies such as autonomous vehicles, drones, and logistics management systems add to this transformative confluence. In this report, we detail our field research on precision farming solutions under development. New winners and losers will emerge from this shift to digital agriculture, as will new entrants who want a slice of a total addressable market growing to \$240 bn by 2050.

**Exhibit 1: Farm productivity improvement is critical as available land per capita declines**  
Global arable land acreage vs. population



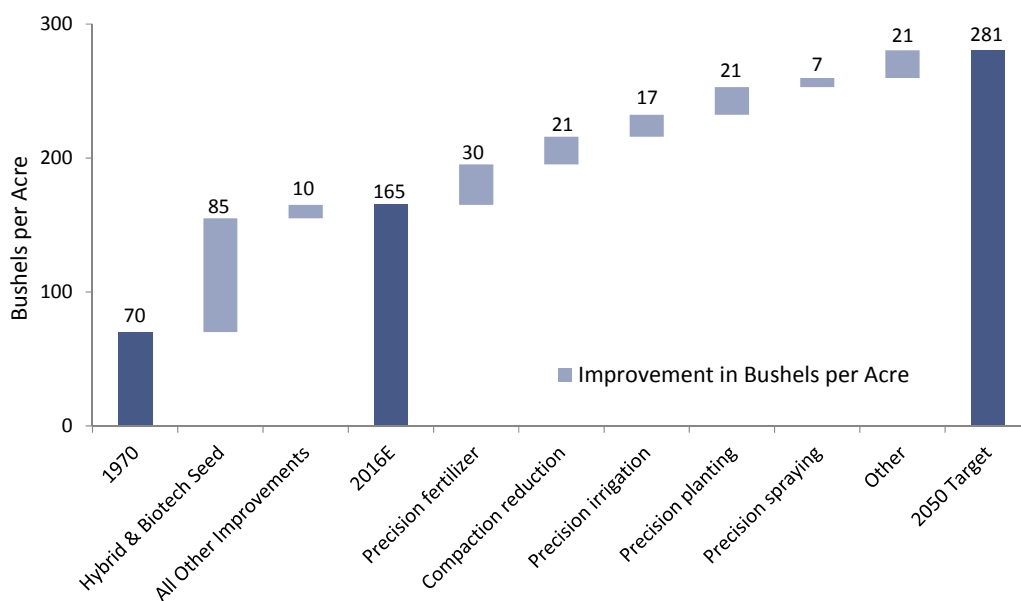
Source: Goldman Sachs Global Investment Research, FAO.

**Meeting the need for a 70% increase in food production over the next 35 years**

In 1798, Thomas Malthus concluded that population growth will eventually be constrained by food supply. At the core of Malthus’s theory are two issues: First, population growth is exponential while food growth is arithmetic. Second, with rising incomes comes rising food consumption per capita – a dynamic that is now evident in meat consumption per capita growth of 1.2% – a significant challenge considering every pound of meat requires two to seven pounds of grain feed. Since the publication of the Malthusian theory in 1798, the world has found a way to cheat the theorem through a combination of basic supply response (acreage additions) and innovative breakthroughs (genetic seed development). A bevy of new technologies is now starting to pervade the farm that we believe has a central role in ensuring humanity cheats Malthus again over the next 100 years.

The Food and Agriculture Organization of the United Nations (FAO) estimate population growth of 35% over the next 35 years. Assuming current the growth in per capita protein consumption (+0.5%), we estimate a 1.5% CAGR in food supply growth would be required over that time period to match demand. Unlike during the 1800's when demand growth was met with acreage increases, the FAO estimates a modest 4% increase in available acreage over the next 35 years, which might be optimistic with the growth contingent on expansion in Sub-Saharan Africa. So the next 70% food production growth has to come from yield.

**Exhibit 2: Seed advancement has driven yield growth over the past 40 years**  
US corn yield drivers



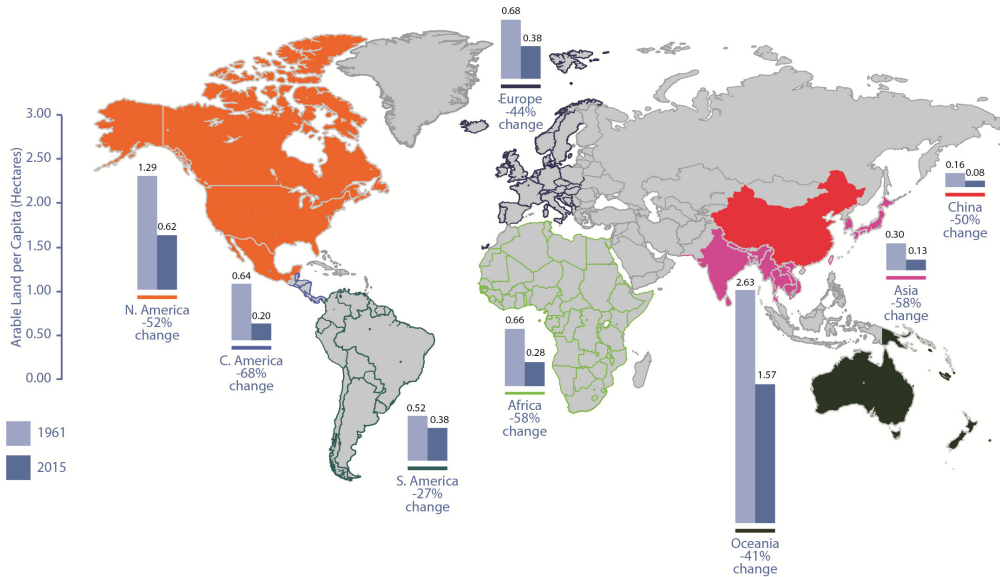
Source: Goldman Sachs Global Investment Research, USDA, Company Data

**Geopolitical pressures provide a new challenge for the current Malthusian cycle**

Adding to the population growth challenges in this cycle is a growing physical disconnect between population and farming basins – factors that are driving geopolitical considerations. China's consumption of mined commodities over the past 15 years is well understood; however, China's domestic food production issues have not hit the mainstream. Following 40 years of modest net food exports, China has moved significantly into net import territory over the past seven years. In 2015, China imported 40% of its grain consumption (See Fortnightly Thoughts, September 17, 2015). The primary driver of this change is the growth in per capita protein consumption, which in China is up 150% since 1990. As a result, Chinese focus on acquiring foreign farmlands has significantly increased; last year, Australia blocked the purchase of 25 mn acres of farmland by Chinese companies

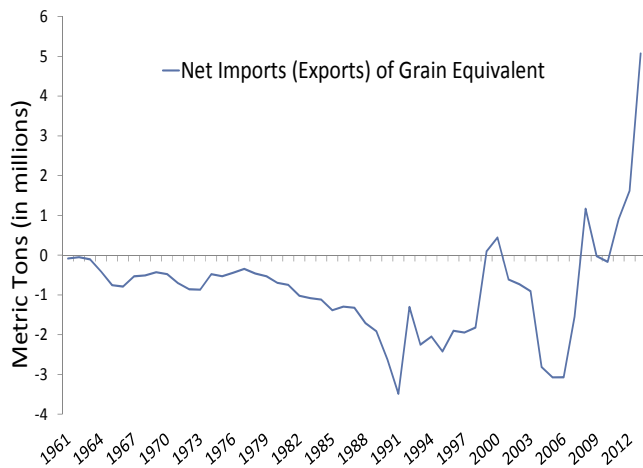
– a land mass equivalent to the size of Kentucky<sup>1</sup>. Chinese companies have also acquired farm land in Congo, Mozambique, and Angola (fish)<sup>2</sup>. Saudi Arabia has increased its focus on US farmland purchases to grow water-intensive crops such as alfalfa so as to conserve local water supply<sup>3</sup>. A rising focus on national food security should be supportive of farm technologies that are focused on maximizing yield, which we explore in this report.

**Exhibit 3: Arable land is concentrated in Oceania and the Americas, creating a mismatch vs. population distribution**  
 Arable land per capita



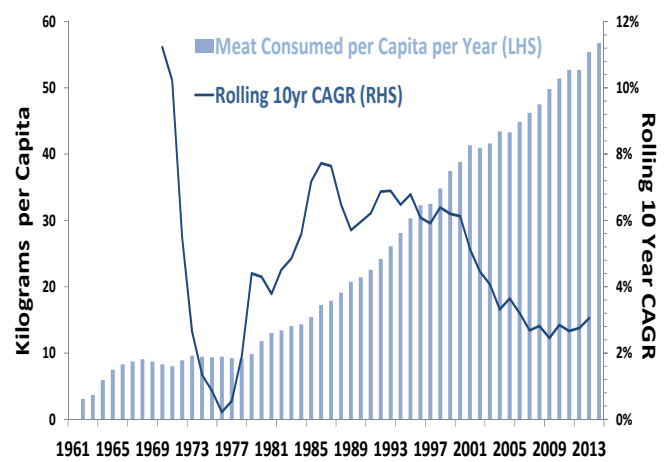
Source: Goldman Sachs Global Investment Research, FAO.

**Exhibit 4: China faces a significant food import position**  
 China net import (export) position for grain and meat (in grain equivalent units)



Source: Goldman Sachs Global Investment Research, FAO.

**Exhibit 5: Meat consumption per capita in China is now growing at 3% per year**  
 China meat consumption per capita



Source: Goldman Sachs Global Investment Research, FAO.

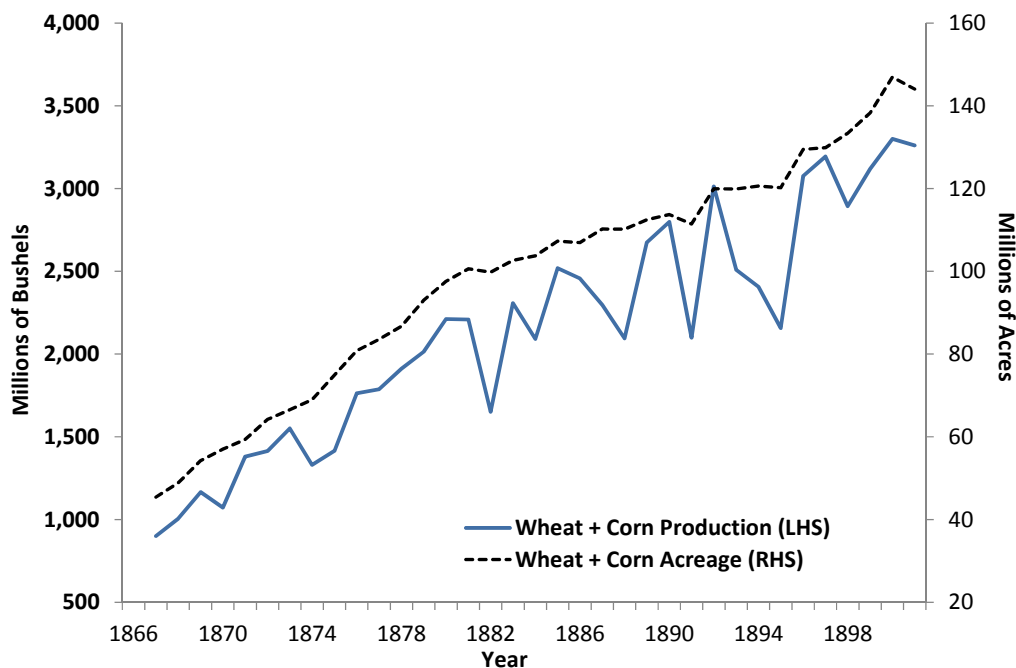
<sup>1</sup> <http://fortune.com/2015/11/19/australia-just-stopped-china-buying-a-farm-the-size-of-kentucky/>  
<sup>2</sup> <https://www.washingtonpost.com/news/wonk/wp/2015/05/21/rich-countries-are-buying-up-farmland-from-poorer-ones-around-the-world/>  
<sup>3</sup> <http://www.cnbc.com/2016/01/15/saudi-arabia-buying-up-farmland-in-us-southwest.html>

**How has humanity cheated Malthus over the past 200 years?**

Malthus originally predicted food supply-demand would reach a tipping point by 1830. However, global population increased to 1.65 bn at the end of the 19<sup>th</sup> century, up 70% from the time of Malthus’s original theory of 1798. We identify three levels of innovation that have driven food supply growth over the past 200 years, and we expect precision farming to be the fourth.

- (1) **Farm acreage growth and mechanization.** Food growth through the 19<sup>th</sup> century was driven largely by significant acreage growth. In the US, for example, corn and wheat acreage nearly tripled to 130 mn acres in 1900 from 45 mn acres in 1860 (Exhibit 6). Farm mechanization was a key enabler – including products commercialized by Deere and McCormick – allowing farmers to access more land while actually reducing the size of the labor force.
- (2) **Green revolution.** The 20<sup>th</sup> Century was marked by the "Green Revolution" – transplanting cereal crops into new regions, including wheat into Asia and Mexico.
- (3) **Seed genetics and hybrids.** The past 40 years marked transformative progress in seed genetics, led by Monsanto, DuPont, and other seed producers that oversaw more than a doubling in yields.
- (4) **Precision farming to drive the next leg of supply growth.** As outlined in Exhibit 2 and detailed in the rest of this report, we believe precision farming is key to driving the next leg of supply growth, with 70% yield improvement from a combination of precision planting, fertilizer application, irrigation, spraying, and autonomous driving applications. We would expect adoption to start in developed markets, consistent with the adoption curve of precision ag GPS, as returns on the investment and labor costs are both higher.

**Exhibit 6: Food production growth in the 1800’s was driven by acreage growth**  
 US corn and wheat acreage vs. crop production



Source: Goldman Sachs Global Investment Research, USDA.

## Harvesting the numbers: What are the building blocks that can move farming from analog to digital?

**Software services supplier view:** “Our findings show that farmers who don’t use precision fertilizer technology are over-fertilizing 40% of their fields, yet suffer yield loss on 10% of the fields.”

**Farmer:** “Multi-hybrid seeding will revolutionize farming practices and have a step-change impact on my yields;”

**Academic view:** “Over the past 20 years farm equipment has gotten bigger and bigger. But that size has a cost to it – greater soil compaction reduces yields by over 15-20%.”

Over the course of over 60 field interviews, we’ve focused on identifying and evaluating the impact significant emerging technologies could have on global crop yields. We view the crop yield metric as the ultimate value of each technology area that we explore in this report. Based on a global annual crop production value of \$1.2 trillion in 2015 and our bottom-up estimate of technology-driven yield improvement of 70%, we estimate value generated of \$800 bn if all of the technologies are fully adopted globally by 2050. Based on historical capture rates of 30% for seed producers – the last major ag productivity cycle – we estimate a total addressable market of \$240 bn. The actual value capture will depend upon how the competitive environment evolves, as some industrial products have captured as low as 15% of value-added. In the truck manufacturing industry, for example, manufacturers improved truck fuel economy by over 10% in 2015, saving truckers \$15,000 over five years; however, pricing on the new product amounted to only a \$2-3,000 realized price increase, or 13-20% value capture. The major components of the \$240 bn profit pool (based on 30% value capture) are as follows:

- **Precision fertilizer application:** \$65 bn addressable market based on an 18% increase in yields. To take precision fertilizer application to its maximum level of impact, a broad range of hardware and software will have to be integrated. Key hardware includes tractor-mounted fertilizer sensors and applicators, drone data, satellite data, weather data analysis, and ultimately data analysis integration software. Companies well positioned with relevant technologies include Trimble, Monsanto, aWhere, Raven, FarmSolutions, FarmersEdge..
- **Precision planting:** \$45 bn addressable market based on a 13% improvement in yields. Required technologies include multi-hybrid planters and data aggregation and analysis software. Companies that currently offer the products or components include Deere, Great Plains, Raven.
- **Compaction reduction via a fleet of smaller tractors:** \$45 bn addressable market based on a 13% yield improvement. Autonomous driving technologies will have to be developed to drive this shift – companies that stand to benefit in this value chain include MobilEye, Bosch, Delphi, Conti, TRW, Quanergy.
- **Precision spraying:** \$15 bn addressable market based on a 4% improvement in yields. Integration of field monitoring with on-the ground hardware is required to deliver the improvement. Current companies that offer commercial products include Trimble and Raven.
- **Precision irrigation:** \$35 bn addressable market based on a 10% improvement in yield. Current providers include T-L Irrigation and Lindsay Corporation.

## What are the emerging unknowns in precision farming?

**Significantly higher value added from the “knowns” than we expected: mass customization to the individual seed yields significant resource savings.** Fertilizer sensors on the front of the tractor can now evaluate fertilizer levels on every square foot on a field, driving a signal to the storage tank to apply the optimal level of fertilizer. A planter can now automatically plant more seeds at the part of the field that has the highest yield. At more susceptible parts of the field, the planter can now not only reduce the seed count, but switch to a “defensive” variety for pre-programmed areas. Precision irrigation systems paired with water sensors improve yields by 10% while reducing water waste by up to 50%. We believe the result of mass customization will be a new and growing industry of technology enabling components, shrinking value capture for some incumbents – fertilizer suppliers – and product cycle risk (and opportunities) for hardware manufacturers.



### What are the unknowns that could have dramatic outcomes?

**Farmer:** “We run our Brazil operations on small equipment to avoid compaction, and we have labor costs coming out the ears.”

- **Who can develop the killer app?** Data is everywhere, but who can harvest it? Who can design the app on the farmer’s smart phone– integrating basic functionality in an accessible way that builds a network effect and drives innovation. We’ve come across a few companies that could be well positioned – Trimble, FarmersEdge, potentially Raven. Deere’s strategy will be interesting to monitor – to date Deere has focused on maximizing operability with an “all green” fleet. For all of the yield improvement benefits in the knowns, the critical underlying assumption is the processing and integration of data for access. This might be done by existing players (Trimble, Deere, FarmersEdge), startups, or large scale existing players (IBM?).
- **Can autonomous tractors gain traction before autonomous cars?** Autonomous driving technologies are nearing commercial levels for car applications. But exception processing requirements are significantly more onerous on public roads with a range of random, uncontrollable variables. The farm on the other hand is a significantly more controlled environment with a finite field and repetitive set of actions. Based on our field work on autonomous vehicles (*see Cars 2025: Monetizing the rise of Autonomous Vehicles*) we expect total system costs to be \$3,000 per unit. Soil experts estimate large tractors and combines reduce field yield by up to 13% due to soil compaction. A shift to a fleet of smaller automated tractors should therefore improve farmer revenue by 13% as a result and could further reduce farm labor costs. The result could be a shift in industry capital stock to a fleet of significantly smaller equipment – making the software behind the hardware the key to value capture.

Companies with enabling technology argue that an operator is ultimately needed to refill various farming inputs (fertilizer levels, seed) and monitor hydraulics. But a key question is whether a single technician can operate an entire field of equipment, monitoring data feeds from a central location, freeing up tractor drivers for other projects? If this situation plays out, leading equipment manufacturers will have to participate in the driverless value chain to maintain their market positions.

- **Governments could fund satellite and drone data.** The biggest impediment to broader adoption of satellite and drone data feeds is cost, particularly for satellites. The issue is greater scale is required to drive costs to levels that provide adequate farmer returns, and the implementation process can be iterative and lengthy in an extremely fragmented global farming industry. Currently farmers in adjacent fields can have different satellite and drone service suppliers, even though the entire data feed can be captured by a single data run. Governments concerned with food availability can shorten the adoption curve by funding data runs at the national level, with large contract bids to service suppliers.

### How will the spoils of humanitarian progress be divided?

Based on the adoption of precision farming technologies, we forecast a 70% increase in crop output to feed the world’s forecast population growth through 2050, generating \$800 bn in additional crop revenue per year at current commodity prices.

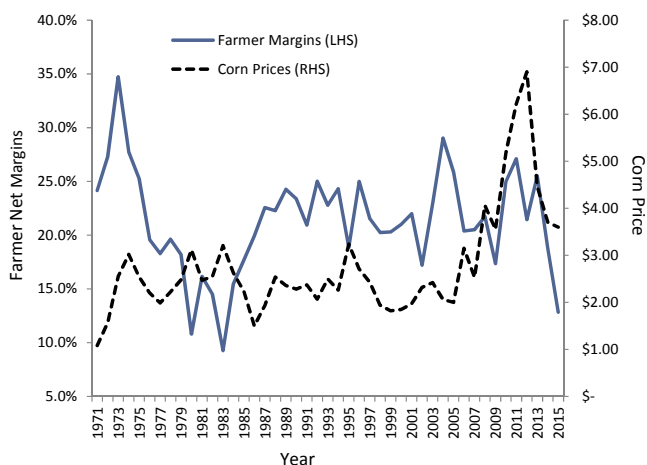
**Humanity wins.** 70% crop production growth is enough to sustain 35% projected population growth AND provide for higher levels of nourishment per capita. The current number of people undernourished globally is 792 million according to the FAO, which is down 25% over the past 20 years. If the world is able to grow food production ahead of population growth by adopting Digital Farming technologies, we believe a further progress on improvement in nourishment per capita is likely.

**Will farmers benefit or pass through gains to the consumer?** The answer is likely to vary by year, but we expect current farm land owners will ultimately achieve 70% higher volumes, albeit at comparable margins to the historical cyclical range. In the US, over the

course of the corn ethanol cycle, for example, farmer margins improved from a trough of 17% to a peak of 27%; now that supply has caught up (and overtaken) ethanol demand, margins are back down to 13% even though yields and demand are both up significantly off the 2002 trough. If history is a guidepost, over time farmers should benefit from higher sales, but margins are likely to remain as deeply cyclical as they have been for the past 40+ years of reliable data.

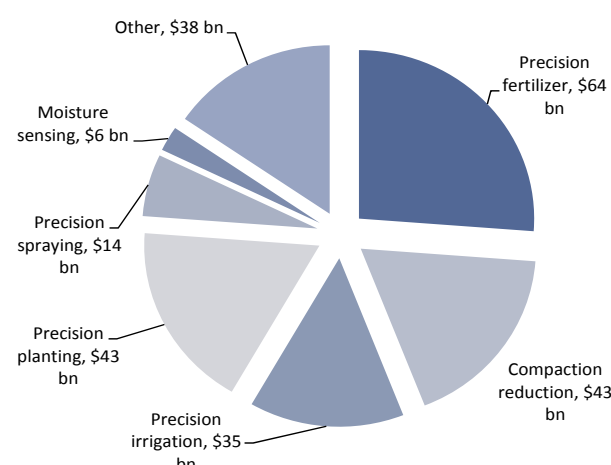
**In a gold rush, sell shovels.** Technology leaders with sustainable competitive differentiation are well positioned to benefit from rising penetration rates on precision farming applications, in our view, as (1) current revenue from precision farming applications is minimal while R&D spending is significant, (2) subscription revenue base and manufacturing business models both benefit from rising absorption as adoption grows. The risk of new entrants though is clearly not zero, particularly in data processing.

**Exhibit 7: US farmer margins have remained deeply cyclical, despite the US ethanol cycle**  
US net farm income margins



Source: Goldman Sachs Global Investment Research, USDA.

**Exhibit 8: We estimate a \$240 bn potential addressable market for Precision Farming**  
Precision Farming addressable market by technology



Source: Goldman Sachs Global Investment Research.

**What’s the best part of the value chain with improving competitive barriers?**

We believe the key to extracting value from the Precision Farming value chain will be clearly quantifiable product IRR to the farmer, access to data, significant competitive differentiation, and access to distribution. In our views, precision planting has the most significant near-term appeal in terms of providing a clear ROI and a value proposition that’s intuitive to the farmer – varying the seed planted based on the characteristics of the field without disrupting planting speed. Companies supplying and integrating data across multiple Precision Farming applications – Trimble, Deere, Raven, Hexagon, Monsanto – benefit from a growing competitive advantage as the level of farm interoperability rises. Cost-effective access to distribution – via direct dealers, agronomists, or other trusted channels – is critical due to scale benefits and significance of product support for farmers during short planting and harvest windows; Deere and Trimble stand out. Page 12 outlines companies with significant offerings and includes public companies AGCO, CNH, Deere, Hexagon, Lindsay Corp., Monsanto, Topcon, Raven, Delphi, Mobileye, TRW.

**Who in the value chain is at risk?**

- Global fertilizer demand could decline by up to 4% as precision fertilizer case studies have revealed significant amounts of fertilizer run-off and over-application in saturated fields. Monsanto estimates a 10% reduction in fertilizer application on 40% of the

farmers' field, equivalent to total reduction in consumption of 4%. In a commodity industry with fixed acreage and declining application rates we think the long-term fertilizer margin outlook is likely to remain challenged.

- Bigger has been better for the past two decades in world class farming operations. However, if the scenario of smaller autonomous driving farm equipment plays out, Deere and (to a lesser extent) CNHI would have to deliver best in class integrated autonomous driving technology to maintain their dominant market positions in high horsepower applications. For some high horsepower equipment categories, Deere and Case have a combined nearly 85% share; the market for tractors under 100 horsepower tractors, on the other hand, is severely fragmented, with a broad range of competition from Mahindra, Kubota, AGCO, among other players.
- Execution risk for farmers. Farmers that are slow to adopt technologies with high returns face the specter of seeing their yields remain flat while higher yields for neighbors adopting technologies drive commodity prices lower.

# The Ecosystem

## Precision Farming-Key Players

A sample of companies with exposure to enabling technologies

### Precision Fertilizer

#### Key Enablers

Monsanto Climate Corp  
Trimble  
Hexagon Agriculture  
Raven  
Agrium  
aWhere  
DuPont  
FarmersEdge  
Adapt-N  
FarmSolutions

### Precision Planting

#### Key Aggregators

AGCO  
Case New Holland  
Deere  
Hawkins Manufacturing  
Kinze

#### Key Enablers

Trimble  
Raven  
Hexagon Agriculture  
Great Plains Manufacturing

### Precision Spraying

#### Key Aggregators

AGCO  
Case New Holland  
Deere

#### Key Enablers

Trimble  
Raven  
Equipment Tech  
Hexagon Agriculture

### Compaction Reduction Via Smaller Tractors

#### Key Aggregators

AGCO  
CNHI  
Deere  
Bosch  
Continental

#### Key Enablers

MobilEye  
LeddarTech  
Quanergy  
Delphi  
TRW

### Precision Irrigation

#### Key Aggregators & Key Enablers

Lindsay Corp  
T&L Irrigation  
Trimble  
Common Sensor  
Jain Irrigation  
Rain-Tal Ltd.  
Saturas Precision Irrigation

### Field Monitoring

#### Key Aggregators

Trimble  
Deere  
Raven  
FarmersEdge

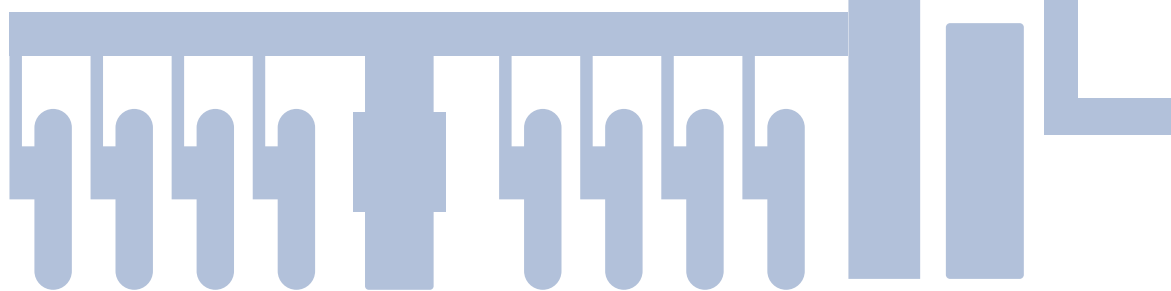
#### Key Enablers

aWhere  
PrecisionHawk

### Data Management

#### Key Aggregators & Key Enablers

Deere  
Trimble  
Monsanto Climate Corp  
Topcon  
Hexagon Agriculture  
FarmersEdge  
Ag Leader  
Agrian  
Crop Metrics  
SST Software  
Farmlogs





# The Ecosystem

## Precision Farming-TAMs and potential value added

Precision fertilizer

**\$65 billion** (TAM)

- \$200 billion potential value add
- 18% yield improvement

Precision planting

**\$45 billion** (TAM)

- \$145 billion potential value add
- 13% yield improvement

Compaction reduction via  
smaller tractors

**\$45 billion** (TAM)

- \$145 billion potential value add
- 13% yield improvement

Precision spraying

**\$15 billion** (TAM)

- \$50 billion potential value add
- 4% yield improvement

Precision irrigation

**\$35 billion** (TAM)

- \$115 billion potential value add
- 10% yield improvement

Field monitoring, Data  
management & Others

**\$35 billion** (TAM)

- \$125 billion potential value add

## From skeptic to believer: our journey

Over the past year, our department has published on a range of technologies in the Profiles in Innovation –autonomous vehicles, internet of things, drones, virtual technology, and robotics. Based on our field interviews with over 60 experts – growers, leading academics, private technology companies, farming input suppliers, equipment manufacturers, distributors, and other stakeholders – we believe that the farm will be the next major industry to “go digital.” Farming is currently among the last of the “analog” industries –digital is coming. Some of it is the application of existing technologies – drones, autonomous vehicles, satellite feeds – along with custom farming solutions. Technology confluence combined with accessibility of computing power is transforming farming.

But to say that we started our research process with a skeptical view would be an understatement. We were skeptical on the pace of adoption in a fragmented industry where proprietors are known to be risk averse, particularly when investing their nest egg. In the US, the average farmer is 58 years old and the average age has consistently moved higher over the past 30 years according to the USDA. In Europe according to CAP, only 22% of farmers are under 44 years old. Satellite and drone data did sound interesting, but we doubted it would translate into real investable areas on the farm.

### Leading academics highlighted the impact of soil compaction

What really intrigued us in our initial discussions with academics was a discussion on the impact of soil compaction – a 15-20% drag on yields according to the head of a leading ag studies university program. As equipment has gotten bigger to deliver higher productivity and lower labor content amid declining farm populations, the impact on the land is undeniable. In the context of our autos analyst Pat Archambault’s strong views on autonomous vehicles, the connection sounded intriguing. The connection firmed up in a conversation we had with a major autonomous vehicle component supplier – what if large tractors were replaced by a fleet of small autonomous tractors that would reduce cycle times, labor costs, and compaction?

### Geology differences drive opportunities for variable fertilizer application

We were also surprised to hear from several professors about the range of geology differences even within a single state, and the impact on water and fertilizer run-off. Even advanced farmers were applying too much fertilizer in up to 40%of their fields, while in other parts of the field less than expected amount of fertilizer was being retained. What was less clear from those conversations was how close technology suppliers were to developing relevant sensors. When we asked the head of Trimble’s ag business, we were shocked to hear that the industry has an offering that’s nearly commercial that places a nitrogen sensor on the front of the tractor and an automatic nitrogen dispenser on the back that’s prescriptive in the amount of nitrogen it applies to each part of the field based on the sensor. Why does the tractor need a driver again?

### Mass customization via precision planting and irrigation

As the facts from our field work mounted up, our views on the addressable market and opportunity set continued to move higher. The irrigation sales pitch is well understood; the variable rate of water run-off across the field isn’t. We learned about planters – the expensive machines dragged by a tractor – that are in development that can plant multiple different types of seeds. How necessary is it? One farmer estimates his yields could improve by 10-15% if he is able to find a data management software package that optimizes where to plant “aggressive” vs. “defensive” hybrids.

At a regional US farm show, we learned about the potential to reduce seed waste by integrating a seed planter with fertilizer injection. We also saw drones with components seemingly held together with duct tape – a far cry from PrecisionHawk as profiled by GS Aerospace & Defense analyst Noah Poponak – but certainly indicative of farmer interest in field monitoring.

### Not all of our work yielded fruit

In the interest of full disclosure, not all of our field work was fruitful. But perhaps no part of our field work was as entertaining as seeing a “precision” flame thrower used instead of pesticide in organic applications in Oklahoma.

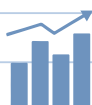
# FIELD NOTES

Views from 60+ experts

## \* Growers

- Terry Jones, Jones Enterprises  
Operates 58,000 farms across Iowa, Oklahoma, Arkansas, Brazil
- Farmers' Business Network - an independent network of thousands of America's most advanced farmers

## \* Public Companies



Trimble, Monsanto, Raven Industries, Hexagon, Deere, FarmersEdge, CNH, Agco, Lindsay, Great American Insurance, Agrium, Kubota

## Academics

- Dr. Susan Ustin, UC-Davis, on remote sensing
- Dr. Roch Gaussoin, University of Nebraska-Lincoln on mapping the Phytobiome
- Dr. John Fulton, Ohio State, on precision spraying, data mgmt
- Dr. KC Ting, Univ of Illinois, on automations and data integration
- Dr. Anthony O'Geen, UC-Davis, on deep-soil analysis
- Dr. Scott Shearer, Ohio State, on precision planting, fertilizing, and soil compaction



## Dealers



- AGCO
- Case & New Holland
- Deere
- Trimble
- Kubota
- Deutz
- Bobcat

## \* Private companies

T-L Irrigation, aWhere, LeddarTech, Precision Hawk, Farmigo, Podponics, Valley Controls, Pierce, Great Plains Ag, AgroVantage, Pierce, Maverick Drone, TopGan Drone



### *Technologies discussed*

*Drones, sensors, automated tractors, precision irrigation, precision planting, data management, satellites, post harvest logistics, flame-thrower weed control ...*

## \* Farm Show contacts

Johnston's Seed Company, Knutson Irrigation, Salford Group, Wylie Sprayers, Claggs Tractors, Missouri Moisture Analyzers, Biby Ag Equipment, Flame Engineering...

# KEY TECHNOLOGIES

## \$240 bn addressable market

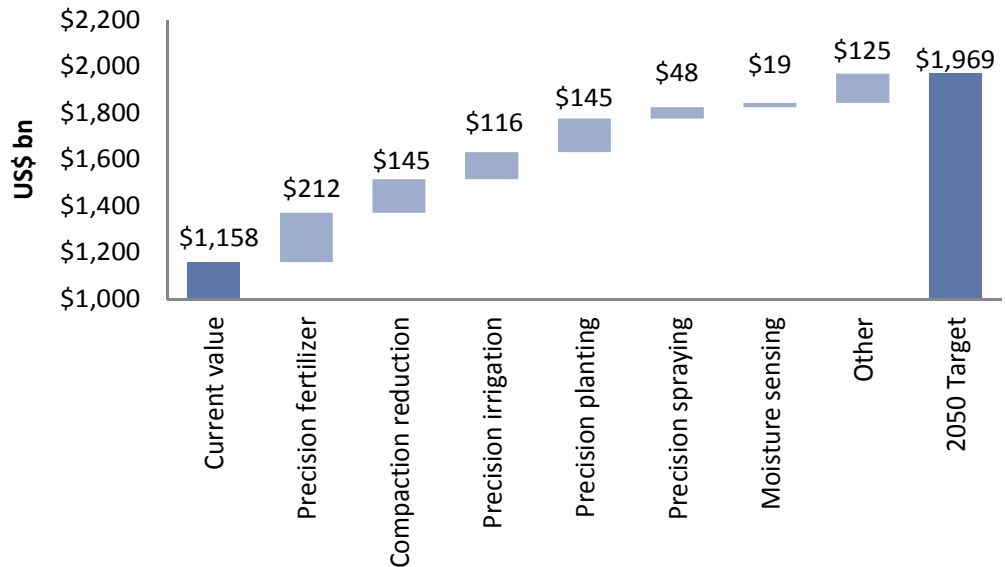
- **Precision fertilizer application:** \$65 bn addressable market, 18% yield improvement`
- **Precision planting:** \$45 bn addressable market, 13% yield improvement
- **Compaction reduction via a fleet of smaller tractors:** \$45 bn addressable market, 13% yield improvement
- **Precision spraying:** \$15 bn addressable market, 4% yield improvement
- **Precision irrigation:** \$35 bn addressable market, 10% yield improvement
- **Field monitoring, Data management, and other:** \$35 bn addressable market



## Technologies changing the face of farming

Following a 4-year period of meaningful excess supply in global soft-commodity markets, the consensus medium-term view is that soft commodities are generally well supplied. However, within the well-publicized context of 1% per year population growth and 0.5% per year growth in meat consumption per capita, we estimate long-term real crop demand growth of 1.5%. Most recently (over the past 40 years), the yield challenge has been met primarily by developments in seed technology – using a combination of genetically modified organisms and hybrid developments (Exhibit 2). However, the pace of precision technology advancement is accelerating, and our field work with over 60 companies and experts drives our view that new technology is now in place to deliver 70% higher yields on existing land. We estimate a total addressable market of \$240 bn by 2050 based on total value generation of \$800 bn and 30% supplier value capture. In the following pages, we evaluate the primary technology solutions, and potential impacts on existing profit pools.

**Exhibit 9: Farming Tech is core to delivering a 70% increase in global crop production**  
Global crop value in US\$ bn's



Source: Goldman Sachs Global Investment Research, Company Data.

## A large scale farmer's perspective on Digital Ag

**The expert:** We spoke with Terry Jones of Jones Enterprises – an operator of over 58,000 farm acres (including partnership acres) across Iowa, Oklahoma, Arkansas, and Brazil. Since 1983, Mr. Jones has been involved in a variety of farming operations including livestock, row crop, and post-harvest activities. Mr. Jones' real-world view of the feasibility of precision ag follows.

- **Precision planting.** Mr. Jones highlighted precision planting as the lowest hanging fruit available across a range of technologies. The first step in precision planting is using a multi-hybrid seeding planter that allows a farmer to load up the larger planter at the rear of a tractor with two different types of seeds – one for parts of the field with poor water or nitrogen retention attributes and one for the more fertile parts of the field. In test runs, Mr. Jones reports a 12 bushel per acre improvement in corn production. At \$3.50 corn, the planter delivers an incremental \$42 per acre, and with the average planter covering 3,000-3,200 acres, the incremental revenue opportunity from the technology is \$130,000. That compares to a total prior generation planter cost of \$230,000; even if new planters sell at a 50% premium, the investment would represent less than a one-year payback. So what's holding back adoption? The multi-hybrid planter is only available from Kinze – Mr. Jones' chosen supplier – in a smaller 16 row configurations, while Mr. Jones' operation is set up for a 24 row planter. We see yield improvement beyond the 7-8% from multi-hybrid seeding, as we expect data integration to further improve the planting algorithm from the new technology.
- **Precision fertilizer application.** The Jones Enterprises team is evaluating Monsanto's Climate Corp product to become more prescriptive in fertilizer applications. The constraint until recently has been application equipment – Mr. Jones notes that over 80% of farmers use anhydrous equipment provided by the ag retailer, making the retailer the key bottleneck in switching towards a precision application process. Mr. Jones notes the returns profile of buying the equipment instead of renting it isn't compelling in comparison to other investment options.
- **Drones.** Mr. Jones has started to use drones services on a limited basis. The cost is \$125 per hour, which translates to about \$0.31 per acre for a single run. Drone data can help identify problems in the field much quicker than a farming team would be able to cover on foot. Mr. Jones notes others are more optimistic on drones use than he is, but he struggles with the ROI given semi-fixed labor costs.
- **Data integration.** Mr. Jones notes that data integration offerings have been disappointing. The team is positive on johndeere.com, particularly as it relates to driving uptime for the equipment fleet. However, the team is yet to see a commercial offering that pulls together history of field data, weather patterns, fertilizer levels, etc., in a single, usable platform. Mr. Jones indicated many companies claim they can do it until they sit down and discuss the full range of data sources and system requirements.

**Is there potential interest in a fleet of smaller, autonomous equipment?** We discussed the potential use of a fleet of small, autonomous tractors to avoid compaction. Mr. Jones noted that's exactly the philosophy of his partnership's operations in Brazil, where the operators have opted for higher labor costs (over 500 employees) over compaction. On one of his US operations, Mr. Jones employs five full time employees on an 8,000 acre farm, but notes that the return on their work is limited outside of peak season.

## A Technology Enabler's Vision of Digital Ag

**The expert:** We spoke with Darryl Mathews, Senior Vice President and Sector Head of Trimble's Agriculture, Forestry, Positioning Services and HarvestMark divisions. Trimble's potential contribution to precision ag is across the farm.

- Precision planting** via variable rate planters allows for farmers to place more seed on productive portions of the field, minimizing seed waste during the planting process while maximizing yield from the best parts of the field. According to Mr. Mathews farmers using the technology plant as little as 25,000 seeds per acre in low yielding areas and 35,000 in the most fertile parts of the field. The net seed use is about neutral, but the yield on that seed moves significantly higher. Penetration rates are low – North America is the highest at 14% – with installations done on an aftermarket basis.
- Precision fertilizer applications:** Trimble estimates 40% of US farmers use basic variable rate technology for fertilizer applications today, which yields a cost savings of 10% per acre and a yield improvement of 10% on 10-15% of the field. However, the company has recently started selling the GreenSeeker sensor and flow control system. A sensor sits at the front of the tractor, measures and quantifies the variability of the crop, and then creates a targeted nitrogen prescription that is "filled" by the delivery system on the back of the tractor. Adoption of the technology is still in the early stages.
- Precision spraying.** Trimble has developed a solution that works in Argentina and Australia called WeedSeeker that allows farmers to save up to 60% on spraying costs by identifying part of the field where weed growth is the highest. Unfortunately the product isn't usable in regions with harsh winters. Globally, Trimble's precision spraying offerings allow for a more targeted application of product during regular applications, and offer 8-10% reduction in product waste. Precision spraying has been adopted by roughly one-third of US farmers, leaving room for further market capture.
- Field monitoring: drones versus satellites:** Trimble sees valuable data provided by both drones and satellites. While satellite companies have brought up the ability to identify problem areas on the field as one key benefit, Trimble management noted that by the time the imagery shows the issue, it's too late to fix the problem. Trimble notes satellite data is helpful for vegetative mapping as one core output. A challenge from using both drones and satellites is the difficulty pinning down the yield improvement, according to management, and consistent with Mr. Jones' of Jones Enterprises views.
- Precision irrigation** involves (1) soil analysis, (2) weather data integration and (3) water application. TRMB sees an 8-10% increase in harvestable acres as precision irrigation is implemented. With an estimated average investment of \$50,000 for a farmer, the payback period is often one growing season.
- Bringing it all together; an integrated software suite:** Trimble's ConnectedFarm system offers a comprehensive solution to information management in the Big Data era. Trimble's software offering allows for precipitation monitoring, fleet health and location monitoring, mid-season crop reporting, satellite imagery scrubbing, and field profitability calculations. Trimble's offering follows a SaaS model, with an estimated market penetration of 20-25% globally. Trimble notes for basic features, an operator of a 500 acre farm pays \$1,500 to subscribe to ConnectedFarm. However, at the high end, subscriptions can be as high as \$250,000 a year for a 200,000-300,000 acre farm when more services, including compliance, soil sample analysis and imagery analysis, among other features are included. Management notes penetration is 20-25% globally for basic data services.

## Precision Fertilizer Application:

**\$65bn addressable market,  
\$200bn potential value-add**

- Helps optimize fertilizer consumption by varying fertilizer application rates in different parts of the field; improves yield by 18%
- **Technology in use:** Weather & field modeling
- **Upcoming technology:** Mobile sensor and fertilizer application system
- **Major players:** Trimble, Raven, Monsanto, Hexagon Agriculture, Agrium, aWhere, DuPont, FarmersEdge, Adapt-N, Farm Solutions



Source: Goldman Sachs Global Investment Research.

**Precision fertilizer application and monitoring has the potential to meaningfully improve yield while reducing fertilizer consumption – factors that we believe can deliver up to \$200 bn of value to farmers globally and contract the addressable market for fertilizer suppliers. Today, fertilizer application rates are nearly uniform within each individual farm. We estimate a 15-20% improvement in yield and a 4% reduction in fertilizer consumption of broad-based adoption of precision fertilizer application technology.**

Providers throughout the value chain offer some combination of data (weather patterns, soil samples), software (weather modeling, nutrient run-off modeling, yield optimization), and hardware (variable rate applicators). According to Monsanto, with a fully integrated solution a farmer will be able to increase application rates in the part of the field where nitrogen run-off occurs, while reducing fertilizer consumption for up to 40% of overall farmland. The next generation of products equips a tractor with a sensor and a fertilizer application system, with automatic application rates around parts of the field where fertilizer absorption is low. Companies that are well positioned include Trimble, Monsanto, aWhere, Raven, FarmSolutions, FarmersEdge. Global fertilizer producers are at risk, including CF, Potash, Mosaic, Agrium.

### **Technology 1: Advanced weather and nitrogen retention modeling**

Current providers of this solution use an initial soil sample, weather inputs, and geology to predict where fertilizer will flow once applied. As a result, the farmer can increase yield by



increasing application rates in the part of the field where nitrogen run-off occurs, while reducing fertilizer consumption for a major part of the field. The effect of this technology overlay is compounding; the algorithm becomes more accurate as more data is amassed, allowing the grower to be more prescriptive as the dataset grows. Companies with offerings in this field include Trimble, Monsanto, and aWhere.

### Technology 2: Mobile sensor and application

Trimble has a product in the early stages of commercialization: Trimble dealers mount a sensor at the front of a tractor, and as the tractor drives, the sensor processes ground fertilizer levels and based on optimization algorithm signals fertilizer nozzles on the rear of the tractor for variable rate application.

### Yield improvement and cost reduction opportunity is significant

The magnitude of yield improvement from commercial precision fertilizer products reported by industry participants ranges from 10% to 15%. The fertilizer consumption reduction is meaningful as well – Monsanto estimates a 10% reduction in fertilizer application on 40% of the farmers' field, equivalent to total reduction in consumption of 4%. Precision application of fertilizer in both the planting and mature stages of growing has reduced input costs, with a current payback period of 18-24 months according to Raven Industries. Based on these data points we calculate at up \$200bn of value for farmers.

### Key beneficiaries

Companies with offerings in this field include Trimble, Raven, Monsanto, Hexagon Agriculture, Agrium, aWhere, DuPont, FarmersEdge, Adapt-N, Farm Solutions.

### Disrupted industries

Fertilizer producers could see a 4% reduction in total application rates. Impacted companies include CF Industries, Potash Corp, Mosaic, Agrium, Yara, ICL, Uralkali, CVR Partners.

### GreenSeeker technology – real-time fertilizer application.



**The expert:** We spoke with Darryl Mathews, senior vice president and sector head of Trimble's Agriculture, Forestry, Positioning Services and HarvestMark divisions.

**The issue:** Blanket application of fertilizer is expensive and generates waste – a more targeted solution would provide cost savings and minimize chemical runoff.

**The solution:** Trimble's GreenSeeker technology mounts to the front of a sprayer/spreader, providing a real-time readout of plant health. This data can be fed to a precision spraying operation at the rear of the rig, allowing for targeted nutrient application. The company notes that this technology is in the early adoption phase, but key benefits to the grower include (1) an up to date readout of plant health and (2) the ability to gather data irrespective of weather (night time operation is feasible).

### Monsanto FieldView



**The expert:** We spoke with Monsanto VP and CEO and President of Climate Mike Stern. The flagship FieldView line of products provide big data driven solutions to assist farmers in making proactive fertilizing decisions.

**The issue:** Big Data solutions have yet to be applied in scale with precision fertilizer – MON aims to provide an integrated and commercial solution.

**The solution:** Monsanto views precision agriculture as a subset of what they describe as the Digital Ag Platform. The development of this platform, based on data from millions of acres of test field data, will allow farmers to make fertilizer decisions based on back-tested data. Once an individual farmer's field is surveyed, Monsanto's proprietary dataset can be applied to the growing and will allow for a more prescriptive and tailored fertilizer recommendation.

## Precision Planting:

**\$45bn addressable market,  
\$145bn potential value-add**

- Helps customize seed plantation to the requirements of each part of the field, generating 13% higher yield
- **Technology in use:** Multi-seed planters, variable-rate planting
- **Complementary technology:** Algorithmic field modeling, in-field sensors, data analysis & management
- **Major players:** AGCO, Case New Holland, Deere, Kinze, Trimble, Raven, Hexagon Agriculture, Great Plains Manufacturing

**Precision planting allows farmers to customize seed that's planted to the requirements of each part of the field without losing productivity – a practice that our farmer feedback indicates can deliver 13% higher yield at only a nominally higher equipment cost. There are three technologies in play (1) variable rate seeding, planting a higher number of seeds in fertile parts of the field, (2) multi-hybrid planting – planting seeds with different genetics appropriate to each part of the field and (3) integrating field data to continue to improve the decisions of the hardware in the prior two points. Assuming the 13% yield benefit, we estimate \$145 bn of value-added to farmers globally. Field monitoring and data analysis is a key complementor technology that could deliver stronger returns. Companies that are leading aggregators and enablers in this field include Deere, Raven, Trimble, Kinze, CNHI.**

### **Multi-seed planters entering commercial production**

Multi-seed planters offer farmers the ability to combine properties of different seeds in one planting. As an example, some types of corn seeds grow well in land with high levels of moisture while others grow well in dry areas. By planting two types of seeds – one that can easily grow in each level of moisture – allows the farmer to better match each patch of land to the optimal seed. Although there are many varieties of seed, farmers have noted that having only two types is necessary to see the yield improvement. Users of multi-seed planting have noted higher yields of 5-15 bushels/acres (about 3-8%) from matching up the right hybrids (please see the vignette on page 18).

**The best offense is a good defense.** Growers note that the optimal hybrid seed mix utilizes two seed types; an offensive and a defensive variety. These varieties have been developed to optimize yield in dry/wet or nutrient rich/barren areas of land respectively, pushing yield to the maximum level possible for each individual acre. Growers observe that though the seed placement technology and equipment come at a premium, the yearly yield improvement makes the investment worthwhile.

### **Variable rate planting**

Variable rate planting involves planting more seeds in parts of the field more suitable to growing crops and using fewer seeds in less arable areas of the land. For example, a farmer may decide that – based on data regarding soil quality, access to water, and prior history of fungus – the optimal allocation of seeds is 70% in one area and 30% in another. The goal with variable rate planting is a more effective allocation of seeds rather than a reduction in the number of seeds purchased. Thus, it is currently a yield improvement rather than cost management technique, with farmers observing yield improvements of about 5-20% depending on the type of crop being grown.

**Field modeling is a core complementor technology**

As a result of developments in algorithmic field modeling techniques (coupled with physical soil sampling), large-scale farming operations are now more aware of the prevailing nutrient and moisture footprint across their fields. Armed with this knowledge, farmers can be more prescriptive in their seed placement.

**A word on Seed technology**

The global seed industry has seen two major technology shifts in the last 80 years. The first occurred in the 1930s when hybrid corn seed was commercialized allowing seed breeders to cross breed different parental lines of germplasm leading to improved inherent yields for the resulting hybrid seeds. While average corn yields showed no discernable gains in the 60 years prior to hybridization, in the next 60 years, average yields increased about 400%.

Then beginning in the mid-1990s, biotech seeds were introduced first providing herbicide resistance and later insect protection. As a consequence of these new traits, farmers were able to protect the ongoing gains delivered from germplasm development. Consequently, in part due to these yield-saving traits, average yields have climbed more than In 2015, according to the International Service for the Acquisition of Agri-biotech Applications, 18 million farmers from 28 countries planted 180m hectares of biotech crops and since the initial commercialization of biotech crops, an aggregate total of 2bn hectares have been planted.

We expect future yield gains to continue from more efficient breeding techniques and additional biotech improvements. The use of high throughput screening, selective markers and advanced analytical screening should continue to drive annual yield gains of ~2 bushels/acre (1%). In addition, we believe the integration of historical data, agronomic conditions and predictive software will allow crop advisors to tailor the specific selection of hybrids at a field level for optimal yield potential. This can lead to input retailers providing a uniquely customized seed prescription for the farmer for hybrid selection, planting rates and timing across a farmer's plots.


**Key beneficiaries**

Current companies that offer the products or components include AGCO, Case New Holland, Deere, Kinze, Trimble, Raven, Hexagon Agriculture, Great Plains Manufacturing.

## Compaction Reduction via Small Tractors:

**\$45bn addressable market,  
\$145bn potential value-add**

- Helps improve yield (10-15%) by reducing the amount of soil and roots crushed by heavy agriculture machinery
- **Complementary techniques:** Tracked equipment, deep-till plowing techniques, low inflation pressure tires
- **Upcoming technology:** Driverless Ag equipment (tractors, trailers, harvesters)
- **Major players:** MobilEye, LeddarTech, Bosch, Delphi, Continental, TRW, Quanergy



*Source: Goldman Sachs Global Investment Research.*

**Compaction is caused by heavy equipment running over soil, damaging the soil structure – impacting the soil’s ability to hold water, nutrients, and air necessary to support plant life. The size of tractors used for agriculture has increased steadily over the past 50+ years in order to reduce labor costs as well as harvest larger plots of land. As the power of agricultural machinery increases, so must the weight, with current machinery weighing in at over 20 tons in some cases. While these massive machines have significant scale, they come with the adverse side effect of damaging the soil. All in, industry estimates of the yield improvements derived from a reduction in compaction range from about 10-15%. Autonomous driving technology for agriculture equipment applications represents the most advanced solution to soil compaction.**

Studies on the long term impact of compaction have shown that, starting under 10 tons, there is a noticeable reduction in yield loss. However, some researchers have noted that the ultimate goal would be to reduce machine weight to 5 tons while maintaining the same functionality and scale of the equipment. Doing so would likely require using equipment with a width of fewer than 10 feet and horsepower capabilities in the 60-70 range. Autonomous driving for agriculture equipment represents the most technologically advanced solution to soil compaction. The availability of driverless machines allows farmers to use smaller equipment with the same effectiveness and scale as the large, heavy equipment. For example, farmers operating the equipment could use a fleet of smaller (under 100 horsepower) tractors rather than one or two 600 horsepower machines for the same job. This reduction of gross vehicle weight would likely have a substantial

reduction of the pressure on the soil, helping improve yields while potentially reducing labor costs as well. If the industry shifts towards low horsepower products, Deere would have to deliver best in class integrated autonomous driving technology to maintain its dominant market position (50%+ share) in high horsepower applications.

### **Key beneficiaries**

Major automotive suppliers of driverless technology are best positioned to benefit, if the industry moves in this direction. The list includes MobilEye, Bosch, Delphi, Conti, TRW, Quanergy.

### **Disrupted industries**

Deere has the dominant market position (50%+ share) in high horsepower applications. An industry shift towards low horsepower products, would require Deere to deliver best in class integrated autonomous driving technology to maintain its position.

**An interim step.** A more gradual shift to tracked (as opposed to wheeled) equipment may be a more reasonable expectation for industry trends, as this layout spreads vehicle weight across a greater surface area. Additionally, deep-till plowing techniques can aerate soil and create additional pockets for root development.

A second proposal is the use of low inflation pressure tires. These tires would be attached to the agricultural machinery currently in use, but would be designed to reduce the impact on the land from the rolling motion of the vehicle. Such tires have already come to market, with adoption levels rising.

## **An automotive viewpoint on driverless tractors**

While autonomous driving cars have garnered a substantial amount of media attention, we believe that driverless ag equipment (tractors, trailers, harvesters) technology is another area where autonomous features could drive real financial benefits and support future adoption. As detailed in our Cars 2025 series, we believe autonomous vehicle commercial production could begin to ramp up as soon as 2025 in North America. In order to achieve this, we believe that a substantial sensor suite including radar, LIDAR, and cameras would be required to work in conjunction with embedded navigation as well as on-board processing, thereby adding a substantial amount of content onto future vehicles. In addition, we see scenarios where commercial use of autonomous driving vehicles geofenced in large cities/campuses could be introduced first perhaps by the end of the decade which is well ahead of everyday vehicles for consumer use.

### **Where driverless ag equipment could have tailwinds for adoption**

We see opportunity for driverless tractors to proliferate due to a positive financial value proposition, enhanced aftermarket opportunities, and substantial overlap with existing autonomous car technology.

**Strong financial value proposition** – while a driverless tractor would likely come at a premium to standard ag equipment (we estimate a premium of approx. \$2,700 for a car), we believe that the substantial ongoing financial benefits would provide a tailwind for adoption. At the most basic level, autonomous ag equipment would reduce labor costs as farmers would not need to employ as many drivers as they do currently. In addition, we believe that driverless equipment could result in efficiency gains for the farmer given increased precision in cutting and routing, as well as the potential for reduced losses as the equipment could clearly identify the edge of a crop so as to not damage neighboring crops that may require different equipment or be in a different stage of growth. While there is an opportunity in the long run for full autonomy of all vehicles, we believe that in the near-term, some drivers and manual control will still be needed, particularly for more complicated jobs.

**Enhanced aftermarket opportunities** – we believe that aftermarket solutions for cars are relatively difficult given the need to implement additional sensors in a visibly pleasing way as well and adding a considerable amount of additional processing power and communication networks within a car to enable autonomous driving. However, we believe that the aftermarket opportunity could be simpler for ag equipment and prove to be a key for adoption. The main driver of this is a reduced need for aesthetically pleasing and aerodynamic integration of the new technology which would reduce the complexity needed in designing the solution. In addition, ag equipment offer more space to work with than a car and in some cases, a simpler software platform to work on. An aftermarket solution could also allow for manual operation at times, which leads to increased operating flexibility. As a result, we believe that aftermarket solutions may be the preferred method of integration over purchasing fully autonomous equipment. For example, Autonomous Tractor Corporation which has been developing aftermarket solutions such as its AutoDrive product as well as fully autonomous tractor called the “Spirit.”

**Overlap with existing autonomous car technology** – we believe that much of the efforts in developing autonomous car technology will lend itself to driverless tractors. We believe that the sensor suite for cars consisting of radar, LIDAR, and cameras will also be needed for successful driverless functionality for ag. Therefore, we can expect sensor suppliers such as Quanergy and LeddarTech to draw on their expertise in car sensors to provide similar solutions for ag equipment. As mentioned earlier, we believe that the incremental development needed to design smaller and more aesthetically pleasing solutions is likely not needed given the different operating environment of tractors, trailers, and harvesters.

### **Areas where driverless equipment still face hurdles**

While we see many opportunities for driverless tractors to gain traction, we do note several challenges remain; additional software complexity, liability concerns and farmer adoption.

**Additional software complexity from a different operating environment** – as we noted earlier, driverless ag equipment is likely going to utilize a similar sensor suite compared to cars and is likely to benefit from ongoing car sensor development. That said, we believe that incremental software will be needed given the different operating environment compared to cars. For example, driverless harvesters are more likely to experience situations with high dust and debris which may pose a challenge for certain sensors. In addition, driverless equipment must be able to identify crops and be able to identify obstacles in a field of tall crops. While we believe that these functions can be added over time through software, they do represent additional challenges to work through before full automation can be achieved.

**Liability concerns could deter providers**– similar with autonomous cars, safety is paramount to the success of driverless ag equipment. While operating in a field reduces the likelihood of an accident occurring, there are certainly possibilities where the tractor may go beyond the farmer’s land and damage a neighbor’s property or fail to identify structures within the owner’s land and cause harm. In the event this occurs, the question of whether the owner or the equipment manufacturer bears the responsibility for the damages arises. As a result, we could see providers more reluctant to provide fully autonomous solutions to avoid the possibility of this additional burden.

**Will farmers be receptive?** – As with autonomous cars, we believe that a main determinant on the success of driverless ag equipment is the willingness for farmers to adopt the technology. The regulatory path is unclear. On the positive side, the tractor operates on private property, potentially limiting regulatory involvement. If regulatory supervision is required though, there could be a delay in adoption as the regulatory priority agenda will likely focus on the larger automotive applications. We believe that these substantial financial benefits could tip the scale in favor of farmer adoption.

## Precision Spraying:

**\$15bn addressable market,  
\$50bn potential value-add**

- Helps improve yield (4%) by focusing pesticide application into areas where it's needed most.
- **Technology in use:** Data feeds from satellites & drones, weed-seeker technology
- **Major players:** Trimble, Raven, AGCO, Deere, CNH, Hexagon, Equipment Technologies

**Precision spraying is based on varying the amount of pesticide application by area in order to reap the most significant benefits per unit of chemical applied. The metrics behind the cost savings and yield improvement vary, with related cost savings ranging from 4% from basic systems to up to 60% in Australia and South America. Yield improvements in the 4% range were estimated by experts in our discussions.**

The current commercial precision spraying technology leverages regular data feeds from field monitoring systems – satellites and drones – to find areas that would benefit from in-season fungicide or other treatments. Our discussions with experts suggests estimate the potential yield improvement of a coordinated treatment plan at about 4%, while also meaningfully reducing crop production volatility.

The second major technological offering is branded WeedSeeker by Trimble – technology that takes stock of the field and identifies problem areas that contain weeds. Farmers using this information can more effectively apply pesticides by only targeting specific areas of the field in which weeds are present, leading to dramatic cost savings (up to 60% cited in Argentina, Brazil, and Australia).

### Key beneficiaries

Current companies that offer commercial products include Trimble, Raven, AGCO, Deere, Case, Hexagon, Equipment Technologies.

### Disrupted industries

We see pesticide/chemicals suppliers as susceptible to potential reductions in pesticide applications to a more targeted approach over time.

## Ahead of the curve; S. America and Australia early in adopting Weed Seeker technology.



**The expert:** We spoke with Darryl Mathews, senior vice president and sector head of Trimble's Agriculture, Forestry, Positioning Services and HarvestMark divisions.

**The issue:** Blanket application of pesticide pollutes surrounding land (runoff) and wastes product. With considerations of environmental impact on the rise, targeted pesticide application is coming into focus.

**The solution:** Trimble's WeedSeeker technology allows for on-the-ground sensing of problem areas, targeting unwanted plant growth. The equipment is machine-mounted, allowing for more precise sensing and weed identification invisible to traditional satellite imaging. The system boasts up to a 60% pesticide cost reduction as compared to conventional methods.

S. America and Australia have lead adoption for this technology, largely because their growing cycle lacks a harsh winter that naturally kills unwanted growth. Penetration in the N. American market provides additional selling opportunity for Trimble.

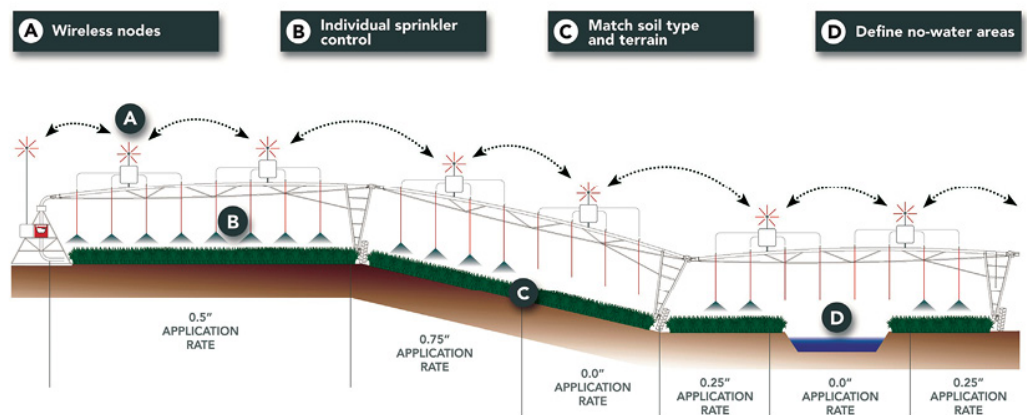


## Precision Irrigation:

**\$35bn addressable market,  
\$115bn potential value-add**

- Uses sensors to apply the optimal amount of water to parts of the field generating the highest return from incremental irrigation.
- Improves yield by >10% while reducing water consumption by up to 50%
- **Technology in use:** Field-flooding, drip- and hybrid-irrigation & central-pivot irrigation
- **Major players:** Lindsay Corporation, T-L Irrigation, Trimble, Saturas Precision Irrigation, Common Sensor, Jain Irrigation, Rain-Tal Irrigation Systems

According to industry experts, precision irrigation has the potential to increase global crop yields by at least 10% – and in some areas by up to 80% – *while* reducing water consumption by up to 50%. The premise behind advanced irrigation is to use sensors to apply the optimal amount of water to parts of the field generating the highest return from incremental irrigation. However, the up-front capital costs for truly precision irrigation make implementation challenging compared to other precision ag technology that we've explored.



Source: Goldman Sachs Global Investment Research

### There are four irrigation options.

- **Field flooding** is the least efficient but the cheapest. It involves total field flooding, popular in rice and cranberry growing applications.
- **Central-pivot irrigation** installs a wheeled boom that sprinkles water several feet above the crop. The payback period for a central pivot system varies by crop. Taking corn as an example, a \$7/bushel corn price can drive the payback period down to one year (though this is challenging in today's lower corn price environment).
- **Drip irrigation** is the most precise, requiring a drip feed to each plant. The system is costly, however, and difficult to install in large applications. Drip solutions are currently heavily used in vineyard farming.
- **Hybrid between central-pivot and drip.** A flexible drip line hangs from a central-pivot boom between crop rows and delivers irrigation directly to the plant, reducing evaporation and achieving up to 95% efficiency in water distribution.

Generally, mechanized irrigation (central pivot) is most efficient in row crop application, and is widely used as the preferred precision irrigation solution domestically.

**Yield improvement varies – taking a look at the numbers:**

Less than 15% of current US farmland is irrigated (representing 55mn acres), but the near-term addressable market is penetrated, at least based on current economics. As a result, irrigation manufacturers in the US are focused on opportunities for replacement and incremental technology sales (Precision Drip Irrigation, for example). The majority of system installations are for incremental application, moving from flood irrigation to central-pivot, which is estimated by central pivot providers to deliver a 10-15% yield increase. In addition to yield improvement, a precision irrigation operation lowers cost in several areas; both electricity and water costs are lower as the average volume pumped decreases dramatically

**A true global opportunity.** Over 90% of irrigation systems outside of the US are flood-based according to industry participants, providing ample opportunity for central-pivot conversion. Based on our discussions, the most significant opportunities are in the Middle East, Africa, and Central/South America.

**Select manufacturers:** Lindsay Corporation, T-L Irrigation, Trimble, Saturas Precision Irrigation, Common Sensor, Jain Irrigation, Rain-Tal Irrigation Systems.

## Water consumption



**The expert:** We spoke with Dr. Susan Ustin of UC Davis, who specializes in remote sensing of environmental properties and landscape analysis utilizing optical, microwave, and thermal scanners; radiation interactions in plant canopies.

**The issue:** Drought affected areas (California farms and developing-world locations in particular) sharpen the focus on water usage in farming applications (over 80% of CA water goes to farm use).

**The solution:** In-field sensors can assist in identification of dry and saturated portions of the field, allowing farmers to make more targeted decisions related to water distribution.

## Irrigation – a true doubling of higher yields




**The expert:** We spoke with T-L Irrigation, a provider of integrated irrigation technologies for farm application.

**The issue:** For arid regions, incremental improvement in moisture management is becoming increasingly important as the Ogallala Aquifer (a key reservoir for cornbelt farmers, spanning South Dakota to Texas) continues to drain.

**The solution:** T-L Irrigation's PMDI system presents a hybrid irrigation solution, combining center pivot and drip technology to cut evaporation and water waste, boasting a 10-15% yield improvement over traditional central pivot technology. Additionally, IL farmers using TL systems (traditionally a rain-fed crop state) to supplement intermittent dryness throughout the growing season saw a 40-60 bushel per acre improvement.

## Field Monitoring

- A critical enabling technology, used in conjunction with spraying, fertilizer application and planting, to help a grower catch issues early
- **Technology in use:** Drones, satellites, weather tracking algorithms, and remote soil sensors
- **Major players:** Trimble, Hexagon Agriculture, aWhere, PrecisionHawk, Monarch, Raven



Source: Goldman Sachs Global Investment Research.

**Field monitoring is a critical enabling technology used in conjunction with other precision farming technologies including spraying, fertilizer application, and planting. An integrated Field Monitoring solution allows a grower to catch issues early, be more prescriptive in fertilizer applications, and even change planting and harvesting dates during periods of high weather risk. Technologies in this field include satellites, drones, weather tracking algorithms, and remote soil sensors.**

**Remote moisture sensing is today's reality...** Understanding the irrigation profile of a field is powerful information. Farmers armed with a moisture map of farmed land can direct irrigation only to dry areas, saving on cost. Additionally, growers can allocate water to perpetually dry areas to promote yield – farmers utilizing this strategy see an average yield improvement of 3%.

**...while the next frontier is Remote Nutrient Sensing.** While current technology allows for full-field moisture sensing deployment, wireless and automated nutrient sensing is not offered on an institutional scale. Large fertilizer advisement companies have expressed interest in the technology once a comprehensive offering exists.


**Drone fleets – greater scale is key to wider adoption.** The advancement of Normalized Difference Vegetation Index (NDVI) imaging and drone flying technology has allowed for the development of field imaging via drone fleet. NDVI imaging allows for sensing of under-nourished and dry field segments, supplanting the need for in-field sensing. However, farmers are closely monitoring the cost of drone fleet ownership as current pricing makes this method of sensing uneconomical. Development of the drones as a

service business model could be key to wider adoption, as detailed in our Profiles in Innovation report on Drones.

**Satellites offer scale benefits, but can be impacted by cloud cover.** Satellite feeds can provide a regular time series of field development at a reasonable unit cost. aWhere, for example, offers weather predictive services based on decades of weather patterns. The additional information can help farmers decide planting timing and adjust seed types based on anticipated weather for the growing season.

**Key beneficiaries**


Companies with offerings in this field include Trimble, Hexagon, aWhere, PrecisionHawk, Monarch, Raven.

**Drone fleets; its all about the software** 

**The expert:** We spoke with Maverick Drone Systems, maker of commercial drones for agricultural application.

**The issue:** As drone utilization increases, data collection and use comes into focus. Ease of integration across data platforms is currently quite fragmented, preventing cross comparison of data collected with different hardware.


**The solution:** Maverick’s software provider (Sentera) integrates with several major farm management platforms (including MyJohnDeere), creating a central collection point for data and allowing for more powerful data analysis.

**Some help from an eye in the sky** 

**The expert:** We spoke with aWhere, a provider of agricultural data that is utilizes proprietary techniques to blend networks of weather stations, ground radar, and satellites.

**The issue:** Weather patterns have an outsized effect on growing conditions, as they reallocate moisture and fertilizer nutrients in a field. Understanding the effect of weather patterns continues to be difficult given the number of variables involved.

**The solution:** aWhere captures over 1 billion points of data per day, and provides large and global datasets to growers, software developers, input providers, and financial institutions and other customers for macro to field level predictive insights. Using aWhere’s dataset, agronomic and weather modeling, providers can develop a more prescriptive set of recommendations for growers to save on input costs, reduce risk, and increase yield. Traders and hedgers can assess global crop production risk every day through the growing season to inform risk mitigation and investment decisions.

**Soil nutrient sensing networks** 

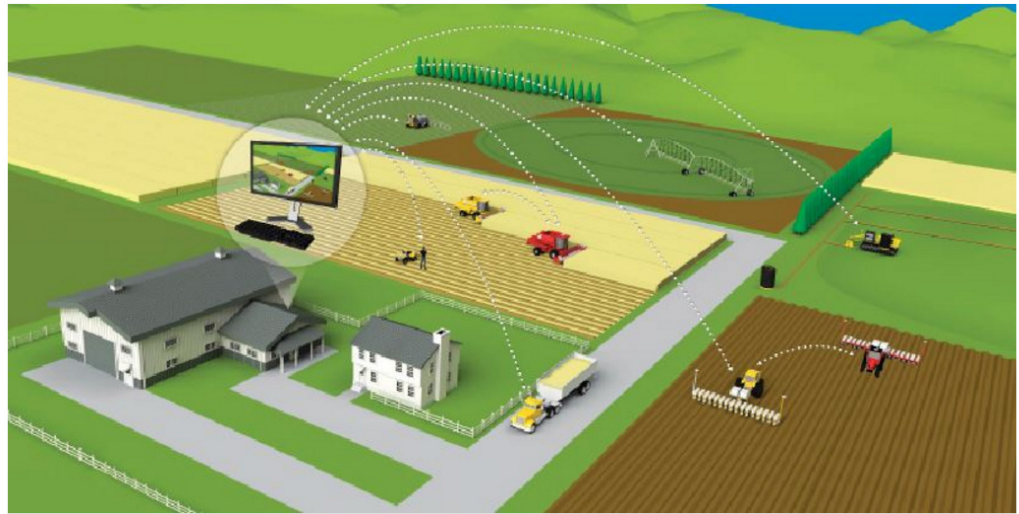
**The expert:** We spoke with Neal Horrom, Precision Ag Services Manager at Agrium.

**The issue:** Current soil sensor networks are primitive, with technology mostly aimed at gathering moisture level data.

**The solution:** Development of commercially-focused nutrient sensing networks to supplement in-field soil sampling will provide more accurate data to inform nutrient placement decisions. In addition to data gathering for purposes of field health management, Agrium sees the potential for soil-sensing networks to gather data for regulatory record keeping purposes as growing restrictions become more regimented.

## Data Management

- Helps farmers make more informed decisions on every aspect of the growing cycle
- **Technology in use:** Software as a Service
- **Major players:** Trimble, Hexagon Agriculture, FarmersEdge, Crop Metrics, Deere, Monsanto, Ag Leader, SST Software, Topcon



Source: Trimble.

**Big Data is here, and it's shaping the future of all large enterprises (farms are no exception). Yield, moisture, nutrient, and machine data can now be effectively measured. The burgeoning farm data management industry provides opportunity for farmers to make more informed decisions on every aspect of the growing cycle (for a price). In this field, farmers are spoiled for choice.**

Most solutions are offered through a SaaS (software as a service) model, with an offering from Trimble priced at \$1,500 for a 500 acre farm. Add-on services are available for additional cost, and include compliance, soil sampling, machinery, and imagery analysis (among other offerings). Today's Data Management software is compatible with major equipment, imagery, and sample providers via API which allows for diverse data sources to be aggregated into one platform. This creates a dashboard for growers, with interactive maps that can be overlaid with profitability, yield, fertilizer, and moisture data. This data dashboard can serve as the quantitative basis for virtually all data-driven decisions a farmer will make during and in preparation for the growing season.

### Key beneficiaries

Current companies that offer the product include Trimble, Hexagon Agriculture, FarmersEdge, Crop Metrics, Deere, Ag Leader, SST Software, Topcon.



## Big data in practice; using collected data to make an informed decision



**The expert:** We spoke with FarmersEdge Chief Technology Officer Kevin Grant.

**The issue:** Data integration from a wide range of sources.

**The solution:** The next frontier in yield improvement involves the formulation of large datasets to inform nutrient and water application decisions. FarmersEdge's product offering combines in-field sampling and data collection in conjunction with a software offering to provide yield improvement for the end user. This subscription-based model seeks to aggregate curated farmer data and provide tailored nutrient solutions for each customer.

## Treating the 'Big Data' effect on Ag



**The expert:** We spoke with Monsanto VP and CEO and President of Climate Mike Stern. The flagship FieldView line of products provide big data driven solutions to assist farmers in making proactive fertilizing decisions.

**The issue:** Traditional field diagnostics are largely backward looking, and rely on analysis of physical samples (onerous across a 50+ field farm).

**The solution:** Monsanto's offering utilizes data from 30,000 acres of test farms across three states, informing an algorithm that delivers prescriptive/real-time farming solutions to maximize productivity. As sensor technology develops, Monsanto sees further opportunity to dispatch an in-field sensor fleet to sharpen the FieldView dataset.

## Soil quality detection is only skin deep



**The expert:** We spoke with Dr. Anthony O'Geen (UC Davis). Dr. O'Geen's research involves Soil-landscape relationships, application of digital soil databases, soil survey, and management of soil physical properties.

**The issue:** Remote sensing attempts to predict soil characteristics from satellite imagery. To date, very few of those sensors go deep enough to predict soil quality in a meaningful way, requiring the development and retention of extensive (and expensive) datasets to focus fertilizer application.

**The solution:** Development of deep-soil sensing technology (with potential backing from the USDA and big-data focused technology companies) is in the early stages of development. The opportunity seems greatest for Midwestern farmers, where savings from precision fertilizing can have an outsized effect on farmer profitability.

## Changes to the insurance landscape as technology sharpens underwriting



**The expert:** We spoke with Great American Insurance Group, and discussed their federally reinsured multi-peril crop insurance business.

**The issue:** Risk determinations must be made early in the year, 30-45 days before the crop is planted. At this stage Great American decides which part of its crop insurance it will keep vs. the part that moves to the government risk pool.

**The solution:** Technological developments in field diagnostics could provide an information edge for Great American, as drones and better satellite imaging provide a more accurate information set. Additionally, though the company offers few yield based products, the industry could be affected by certain harvesting equipment ownership.

## Data collection a challenge; Raven has a solution.



**The expert:** We spoke with Steven Brazones of Raven Industries.

**The issue:** Though yield improvement from multi-hybrid planting is expected to be in the 5-10% range, data collection and farmer adoption rates act as headwinds.

**The solution:** Raven's product offering is focused on data collection, with a software platform that incorporates application program interface (API) to integrate with major OEM equipment. In addition to its software offering, Raven is focused on providing application sprayers for more accurate fertilizer and pesticide application.

## The Phytobiome – Farming's next frontier



**The expert:** We spoke with Dr. Roch Gaussoin, Department Head of Agronomy and Horticulture at the University of Nebraska-Lincoln.

**The issue:** The Phytobiome of a farmer field remains unmapped and misunderstood (the Phytobiome refers to the biological activity of the soil).

**The solution:** The biological activity of soil affects nutrient uptake stress tolerance and plant development. Understanding these complex data requires massive computing power (on par with genome sequencing), and only recently has technology allowed for computation of this data. Once mapped, a greater understanding of the Phytobiome is viewed to be a large driver of increasing farmer yield.



## Select companies with exposure

**Exhibit 10: Precision Farming select company summary**

| Company name                                   | Ticker   | Value chain             | Description   |
|--|----------|-------------------------|---|
| <b>Precision Fertilizer</b>                    |          |                         |   |
| adapt-N  | Private  | Components              | Professional software to help agronomists optimize fertilizer recommendations                         |
| Agrium   | AGU      | Components              | Fertilizer producer and distributor of general agriculture product                                    |
| aWhere   | Private  | Components              | Provider of ag data that blends networks of weather stations, ground radar, and satellites            |
| CNH Industrial                                 | CNHI     | Aggregator              | Designs and manufactures agricultural equipment that helps increase efficiency by reducing inputs     |
| DuPont   | DD       | Components              | Provides crop protection and other agricultural products and services                                 |
| FarmersEdge                                    | Private  | Components              | Provider of data collection and analysis that is integrated into a farm management platform           |
| FarmSolutions                                  | Private  | Components              | Provides aerial imaging and analysis to better control farm inputs                                    |
| Hexagon Agriculture                            | HEXAb.ST | Components              | Provider of information technologies that focus on productivity improvements                          |
| Monsanto                                       | MON      | Components              | Develops and distributes seeds and agricultural products  |
| Raven  | RAVN     | Components              | Designs, manufactures, and services information management systems to support field decisions         |
| Trimble  | TRMB     | Components              | Provides a suite of precision agriculture solutions/products to assist growers in maximizing yield    |
| <b>Precision Planting</b>                      |          |                         |   |
| AGCO Corp.                                     | AGCO     | Aggregator              | Manufacturer of agricultural machinery that improves planting efficiency                              |
| CNH Industrial                                 | CNHI     | Aggregator              | Designs and manufactures equipment to support planting decisions                                      |
| Deere  | DE       | Aggregator & components | Manufacturer of planting machinery and farm products  |
| Great Plains Manufacturing                     | Private  | Aggregator              | Manufacturer of agricultural implements for tillage, seeding and planting                             |
| Hawkins Manufacturing                          | Private  | Aggregator              | Manufactures farm equipment   |
| Hexagon Agriculture                            | HEXAb.ST | Components              | Provider of information technologies solutions to improve input application decisions                 |
| KWS Saat                                       | KWSG.DE  | Components              | Developer and distributor of seeds  |
| Kinze  | Private  | Aggregator              | Specialized farming equipment manufacturer  |
| Raven  | RAVN     | Components              | Designs and manufactures information management systems to improve planting decisions                 |
| Trimble  | TRMB     | Components              | Provides a suite of precision agriculture solutions/products to assist growers in maximizing yield    |
| <b>Compaction Reduction/Autonomous driving</b> |          |                         |   |
| Autonomous Tractor Corp.                       | Private  | Components              | Creates and installs autonomous tractor systems   |
| Bosch  | Private  | Components              | Supplier of industrial & building technology  |
| Continental AG                                 | CONG.DE  | Components              | Provides engineering services   |
| Delphi   | DLPH     | Aggregator              | Vehicle component manufacturer and provider of electronic solutions                                   |
| LeddarTech                                     | Private  | Components              | Designs sensors for detection, location, and measurement  |
| MobilEye                                       | MBLY     | Components              | Supplies software and hardware for camera-based driver assistance systems                             |
| Quanergy                                       | Private  | Components              | Developer of sensor technology for real-time mapping, object detection and tracking                   |
| TRW  | Private  | Aggregator              | Creator and producer of active and passive safety technologies in vehicles                            |
| Kubota   | 6326.T   | Aggregator              | Manufacturer of planting machinery and farm products  |
| <b>Precision Spraying</b>                      |          |                         |   |
| AGCO Corp.                                     | AGCO     | Aggregator              | Manufacturer of agricultural machinery and sprayer equipment  |
| CNH Industrial                                 | CNHI     | Aggregator              | Designs and manufactures equipment that reduces inputs through better application control             |
| Deere  | DE       | Aggregator              | Manufacturer of sprayer parts and equipment   |
| Equipment Technologies                         | Private  | Components              | Manufacturer and distributor of mobile drive sprayers   |
| Hexagon Agriculture                            | HEXAb.ST | Components              | Provider of information technologies that better control inputs                                       |
| Trimble  | TRMB     | Components              | Provides a suite of precision agriculture solutions/products to assist growers in maximizing yield    |
| Raven  | RAVN     | Components              | Provides precision agriculture and data analytics to growers  |
| <b>Precision Irrigation</b>                    |          |                         |   |
| Common Sensor                                  | Private  | Aggregator & components | Automatic irrigation that controls water supply   |
| Jain Irrigation                                | JL.IN    | Aggregator & components | Creates and sells various irrigation products   |
| Lindsay Corporation                            | LNN      | Aggregator & components | Provides infrastructure products and irrigation systems   |
| Rain-Tal Ltd                                   | Private  | Aggregator & components | Manufacturer of water conserving irrigation products  |
| Saturas Precision Irrigation                   | Private  | Aggregator & components | Sensor system technology for crop irrigation  |
| T&L Irrigation                                 | Private  | Aggregator & components | Manufactures equipment and consultation for irrigation needs  |
| Trimble  | TRMB     | Aggregator & components | Provides a suite of precision agriculture solutions/products to assist growers in maximizing yield    |
| <b>Field Monitoring</b>                        |          |                         |   |
| AgDNA  | Private  | Components              | Mobile app to help input application decisions  |
| aWhere   | Private  | Components              | Data collection and processing for weather and risk exposure  |
| CropTrak                                       | Private  | Components              | Mobile app for data interpretation and field monitoring   |
| Hexagon Agriculture                            | HEXAb.ST | Components              | Provider of information technologies that focus on productivity improvements                          |
| Monarch  | Private  | Components              | Drone services to help manage crop health through improved resource utilization                       |
| PrecisionHawk                                  | Private  | Components              | Provides drone-related services and aerial data products  |
| Raven  | RAVN     | Components              | Designs, manufactures, services and distributes information management systems to improve farm yields |
| Trimble  | TRMB     | Components              | Provides a suite of precision agriculture solutions/products to assist growers in maximizing yield    |
| <b>Data Management</b>                         |          |                         |   |
| Ag Leader                                      | Private  | Components              | Data management and technology to limit resource use and increase crop yield                          |
| Agrian   | Private  | Components              | Software for data documentation   |
| Crop Metrics                                   | Private  | Components              | Develops and supplies management technology solutions for farm monitoring and resource conservation   |
| Deere  | DE       | Aggregator & components | Manufacturer of information management products   |
| FarmersEdge                                    | Private  | Aggregator & components | Data collection and analysis that is integrated into a farm management platform                       |
| Farmlogs                                       | Private  | Components              | Mobile app for data logging   |
| Hexagon Agriculture                            | HEXAb.ST | Aggregator & components | Provider of information technology solutions for measurement, positioning, and automating             |
| SST Software                                   | Private  | Components              | Support software for back-end infrastructure and services for custom applications                     |
| Topcon   | 7732.T   | Components              | Provides positioning technology and machine control products  |
| Trimble  | TRMB     | Aggregator & components | Provides a suite of precision agriculture solutions/products to assist growers in maximizing yield    |
| Monsanto                                       | MON      | Aggregator              | MON's big data solution assists farmers in making proactive fertilizing decisions                     |

Source: Goldman Sachs Global Investment Research.

## Trimble (TRMB, CL Buy)

We see Trimble as well positioned to capture market share in an increasingly technological farming landscape. Precision farming revenues are minimal today, but if food supply is to keep up with demand Trimble is well positioned to benefit.

Trimble currently has a full suite of precision farm tools, ranging from necessary hardware (sensing, fertilizing, spraying, harvest, and irrigation equipment) and the relevant software. Trimble's FarmWorks software suite offers a range of services from mapping to accounting, and could serve as a future platform to integrate data as information collection continues to ramp in the farming space. We highlight the following specializations as a sampling of Trimble's core ag technologies:

- **Precision fertilizer:** Trimble's Field-IQ offering is a fertilization control system aimed at minimizing input cost to the grower. Using an integrated system of hardware (precision nozzles/boom adjusters and GreenSeeker technology) and software, Trimble is able to provide a more accurate fertilization system to the grower.
- **Precision Irrigation:** Trimble currently offers an Irrigate-IQ software product, aimed at maximizing the efficacy of central-pivot irrigation systems. Water flow, saturation, and cover can all be monitored on this central system. We estimate the TAM for irrigation to be ~\$35bn by 2050 for a product line that's in the investment phase today.
- **Precision planting:** Trimble's Field-IQ crop input control system offers variable-rate seeding management and overlap reduction, key to any multi-hybrid seeding operation. The Precision Planting space is a \$45 bn addressable market by 2050. The product is in the introductory phase today.

**What's next for Trimble:** Trimble's current technology suite puts the company in position to capitalize on continued integration of precision into farming. We view Data Management as one of the key areas of opportunity in the next decade, and the opportunity to be a dominant software and analytics provider provides opportunity for future profits.

## Hexagon (HEXAb.ST)

Hexagon offers hardware as well as software platforms using technologies in electronics, measurement, positioning and automation in Precision Agriculture and Forestry. Hexagon's current portfolio includes a variety of hardware and software products used in fertilizing, seeding, navigation, and spraying. Key products include

- **Precision planting.** Hexagon's Ti5/Ti7 Agriculture Controller provides seed monitoring and planting.
- **Precision fertilizer application.** Hexagon's Automatic Section Controller helps manage spraying of fertilizer.
- **Information management and other software.** Hexagon offers software for planning and management at various stages of production and distribution of agriculture products.

## Agrium (AGU/AGU.TO)

As the largest ag input distributor in the fragmented North American market, Agrium enjoys a unique direct relationship with growers. This puts it at the center of technological adoption by many growers, but also highlights some of the limitations and challenges faced in deploying many precision farming practices to growers.

Agrium's Retail division, Crop Production Services (CPS), has developed its Echelon Precision Ag platform to integrate a number of 3<sup>rd</sup> party data tools while also enabling closer engagement between CPS agronomists/crop advisors. Echelon focuses on three major priorities, precision data, services, and products. Notably, Echelon is built using 3<sup>rd</sup> party software and analytics (Agrian, IBM, adapt-N) and is able to integrate with 3<sup>rd</sup> party service providers (e.g. MON Climate Corp. and Deere).

Agrium intends to monetize its Echelon platform in three main ways:

- A direct service charge for technology/advisory work, soil sampling, or variable rate fertility
- A total solution charge, where AGU charges a per acre fee for total fertility, including soil sampling and variable rate blending.
- Greater product pull, as Agrium is able to leverage its analytics capability to demonstrate the value of higher-margin proprietary chemical and nutritional products to the grower.

As a result, Echelon is not (yet) a direct profit center for CPS, but rather an important way in which it maintains, if not strengthens, its direct engagement with growers, which remains CPS' critical competitive advantage.

### **AGCO Corp. (AGCO)**

AGCO's precision farming platform, Fuse, focuses on open integration across a number of datasets. AGCO's offering is holistic, advertising end to end solutions from pre-crop planning to harvested storage. Fuse collects data from all aspects of the farming operation, and aggregates to a central platform, allowing for trend analysis and precision planting support from a central dashboard.

### **CNHI (CNHI/CNHI.MI)**

CNHi delivers a range of precision farming solutions under the Advanced Farming Systems (AFS)/Precision Land Management (PLS) software technologies for its Case IH/New Holland brand. CNHi's precision farming platform focuses on real-time data collection, monitoring and analysis; and offers equipment support across various crop production phases, including seed planting, growing, harvesting and planning.

### **Deere (DE)**

Deere has worked to build out a proprietary software platform, allowing for real-time monitoring of the Deere fleet from a central location and integration with other data sources. The Operations Center platform allows for a multitude of add-on functions, from fertilizer prescription creation to maintenance management for equipment in operation; integrated weather, yield, and spraying reports work together to make Deere's software offering a springboard for continued innovation.

### **Kubota (6326.T)**

Kubota has been positioning itself as a leader in rice farming in Japan and Asia, developing multi solution to overcome obstacles in the industry such as aging farmers and declining working population in the farming industry. Since aging farmers are becoming one of the critical issues in the Japanese farming industry, Kubota has introduced power-assist suits for the elderly; the newest suit will weigh only 8kg(17lbs) to lift/load up to 200 cages.

Kubota is also building a proprietary Internet of Things software platform called “KSAS / Kubota Smart Agri System” and GPS controlled autonomous tractors (similar to CAT/Komatsu in mining equipment).

## **Monsanto (MON)**

Given its leading competitive position in biotech seeds and breeding capabilities along with an expanding toolbox of data-based tools and collaborations, we believe Monsanto is at the forefront of the digital farming revolution. Given seed germplasm is the engine for yield potential, we expect Monsanto’s role be key in driving the necessary gains in farmer productivity to expand global food supply.

At the heart of Monsanto’s efforts to drive precision agriculture is its big-data platform under the Climate Corporation umbrella. Originally focused on weather-based algorithms that were commercialized as insurance products, Climate today integrates a powerful suite of tools to help farmers optimize their production planning and processes to maximize yields. By aggregating data that captures seed specifics with weather and soil measurement and predictive analytics along with pesticide and fertilizer applications, Monsanto provides customized recommendations for optimal yields.

The current suite of products includes:

- **Field View Prime:** This free offering is delivered to the farmer’s mobile device. Field View Prime provides field level historical, current real-time and forecasted weather.
- **Field View Plus and Pro:** These premium offerings provide data integration to provide more powerful predictive capabilities. This includes integration with key machinery providers such as Deere, Agco, or Case to provide a robust real-time tool via wireless communication with the tractor, combine or planter to deliver digital representations right to the device in the farmer’s cab.

The Nitrogen Advisor app can help optimize amount and timing of fertilizer applications where Monsanto believes there is a \$1b opportunity based on more than 50% of fields applying non-optimal rates. The Health Advisor can provide in-season and historical imagery to more effectively manage stressed areas and make field scouting more efficient. The Script Creator can use soil maps and data integration to provide customized zone-level seeding programs for rate and hybrid to maximize production.

**Market progress and long-term goals for Field View:** For 2016, Monsanto expects to invoice more than 12m acres of premium services and have coverage, along with the basic Field View offering, on more than 90m acres. Unlike its core seed business that is subject to regulatory hurdles and biological time constraints, scaling up digital ag can be substantially faster and offers exciting growth potential. Monsanto has partnered with 6 large US retailers (CHS, Agrium, Winfield Service, Helena, Wilbur Ellis, Growmark) covering most of the US and providing access to more than 3,000 advisor sellers.

For 2019, Monsanto targets 75m paid acres at \$3.00-\$4.50/ac and further penetration to the Canadian and Brazil markets along with an expansion to wheat and soybean products. By 2025, Monsanto hopes to be on 300-400m acres worldwide.

## Summary of select investments in Precision Farming technologies

### Exhibit 11: Precedent transactions (venture capital included) in the precision agriculture space

| Target                          | Acquirer                        | Size (\$ in mn) | Description  |
|---------------------------------|---------------------------------|-----------------|--|
| Adaptive Symbiotic Technologies | Various (Crowdfunding platform) | \$3.4           | Adaptive Symbiotic Technologies (AST) has developed a line of biological seed treatments to increase yields by combating drought, temperature stress, and salty soils                          |
| CARANA Agribusiness             | Various (Crowdfunding platform) | \$1.3           | An aquaculture and agriculture production business combining high value production, committed local buyers, international markets, and positive social impact.                                 |
| SWIIM                           | Various (Crowdfunding platform) | \$3.0           | SWIIM gives farmers the ability to monetize their land's water rights, unlocking a new \$150B market.  |
| AGRI-TREND                      | Trimble                         | NM              | Trimble acquired AGRI-TREND, the largest network of agricultural consultants in North America.   |
| Precision Planting LLC          | Deere & Company                 | NM              | Deere acquired the Precision Planting LLC equipment business to enable near real-time connectivity between certain John Deere farm equipment and the Climate Field View platform.              |
| IRON Solutions                  | Trimble                         | NM              | Trimble acquired IRON Solutions market information, analytics-based intelligent, and a cloud-based enterprises system to improve dealer and producer productivity                              |
| The Climate Corporation         | Monsanto                        | \$930.0         | Monsanto acquired The Climate Corporation to allow growers to make more informed decisions (regarding planting windows and irrigation schedules, for example) as they manage risk on the farm. |
| California Safe Soil            | Various (Crowdfunding platform) | \$5.9           | California Safe Soil recycles fresh food waste from grocery stores into a high value fertilizer.   |
| Edyn                            | Various (Crowdfunding platform) | \$2.1           | The Edyn smart garden system lets you know what's happening in your garden at all times  |
| FiberStar Bio                   | Various (Crowdfunding platform) | \$1.5           | FiberStar Bio develops technologies that turn low-value food processing waste streams into highly functional, valuable, all-natural ingredients.   |
| AgSmarts                        | Various (Crowdfunding platform) | \$0.9           | AgSmarts is the "Nest" for agriculture irrigation. Growers can expect to increase profits by over \$63/acre compared to conventional irrigation management.                                    |
| Tree Global                     | Various (Crowdfunding platform) | \$0.5           | Tree Global builds nurseries to serve large customers in emerging markets.   |
| OnFarm                          | Various (Crowdfunding platform) | \$0.8           | A dashboard integrating data from nearly every major farm data provider.   |
| Kuli Kuli                       | Various (Crowdfunding platform) | \$0.4           | Kuli Kuli's products are produced from moringa (a unique superfood) from women's growing cooperatives in West Africa   |
| TerViva                         | Various (Crowdfunding platform) | \$1.2           | TerViva is developing a new class of agriculture crops that can be grown on sub-prime agriculture land with far fewer inputs   |
| Home Town Farms                 | Various (Crowdfunding platform) | \$0.5           | Vertically integrated food growing and retailing system for suburban and city markets.   |
| aWhere                          | Various (Crowdfunding platform) | \$7.0           | aWhere is a provider of agricultural data, that utilizes proprietary technologies to blend networks of weather stations, ground radar, and satellites  |
| AGERpoint                       | Various (Crowdfunding platform) | \$1.9           | AGERpoint is a precision ag company focused on orchards and vineyards, and is focused on data acquisition, analysis, and translation.  |
| Planet Labs                     | Various (Crowdfunding platform) | \$123.0         | Planet Labs offers a low cost satellite solution, operating a fleet of satellites and providing imagery services to customers  |
| DJI                             | Various (Crowdfunding platform) | \$75.0          | DJI is a manufacturer of commercial and retail drones  |
| 3D Robotics                     | Various (Crowdfunding platform) | \$64.0          | 3D is a manufacturer of commercial drones  |
| Ehang                           | Various (Crowdfunding platform) | \$42.0          | Ehang is a manufacturer of commercial and retail drones  |
| Parrot                          | Various (Crowdfunding platform) | \$35.2          | Parrot is a manufacturer of commercial and retail drones   |
| Skycatch                        | Various (Crowdfunding platform) | \$27.0          | Skycatch develops drone control software for mapmaking   |
| CyPhy Works                     | Various (Crowdfunding platform) | \$24.5          | CyPhy Works is a manufacturer of commercial and retail drones  |
| Clearpath Robotics              | Various (Crowdfunding platform) | \$23.5          | Clearpath Robotics is a manufacturer of commercial and retail robotics   |
| Pulse Aerospace                 | Various (Crowdfunding platform) | \$21.2          | Pulse Aerospace manufactures helicopter Unmanned Aircraft Systems  |
| Granular                        | Various (Crowdfunding platform) | \$21.1          | Granular makes farm management software, giving comprehensive crop assessment and yield sensitivity analysis based on in-season variables  |
| Conservis                       | Various (Crowdfunding platform) | \$17.7          | Conservis develops workflow management software to assist farmers in making informed business decisions  |
| Blue River Technology           | Various (Crowdfunding platform) | \$17.0          | Blue River Technology manufactures next generation agricultural equipment, integrating precision agriculture into product design   |
| Farmers Business Network        | Various (Crowdfunding platform) | \$15.0          | Farmers Business Network is a data-sharing platform, aimed at providing objective information on seeds, fertility, and soils through aggregation of information sets                           |
| Swift Navigation                | Various (Crowdfunding platform) | \$11.0          | Swift Navigation develops autonomous navigation capabilities   |
| Mavrx                           | Various (Crowdfunding platform) | \$10.0          | Mavrx produces farm software to deliver actionable insights on crop cycle and workflow   |
| CropX                           | Various (Crowdfunding platform) | \$9.0           | CropX offers soil sensing hardware for real time in-field monitoring, providing in-season data for growers   |
| DroneDeploy                     | Various (Crowdfunding platform) | \$9.0           | DroneDeploy develops drone control software for mapmaking  |
| Intermap Technologies           | Various (Crowdfunding platform) | \$8.8           | Intermap Technologies is a global solutions provider aimed at solving spatial data challenges  |
| Orbital Insight                 | Various (Crowdfunding platform) | \$8.7           | Orbital Insight provides a software solution for interpreting satellite imagery and data   |
| Intelligence Solutions          | Various (Crowdfunding platform) | \$8.3           | Intelligence Solutions utilizes global-scale satellite imagery data for the forestry industry  |

Source: Company reports, Agfunder

# Disclosure Appendix

## Reg AC

We, Jerry Revich, CFA, Patrick Archambault, CFA, Robert Koort, CFA, Adam Samuelson, Michael Nannizzi, Mohammed Moawalla, Andrew Bonin, Robert D. Boroujerdi, Hugo Scott-Gall, Jay Yang, Jesse Hulsing, Brooke Roach, Stephen Grambling, CFA, Noah Poponak, CFA, David Tamberrino, CFA, Yuichiro Isayama, Stefan Burgstaller, Lincoln Kong, CFA, Deepshikha Agarwal, Gautam Pillai, Christopher Evans, Ph.D and Ryan Berney, hereby certify that all of the views expressed in this report accurately reflect our personal views about the subject company or companies and its or their securities. We also certify that no part of our compensation was, is or will be, directly or indirectly, related to the specific recommendations or views expressed in this report.

Unless otherwise stated, the individuals listed on the cover page of this report are analysts in Goldman Sachs' Global Investment Research division.

## Investment Profile

The Goldman Sachs Investment Profile provides investment context for a security by comparing key attributes of that security to its peer group and market. The four key attributes depicted are: growth, returns, multiple and volatility. Growth, returns and multiple are indexed based on composites of several methodologies to determine the stocks percentile ranking within the region's coverage universe.

The precise calculation of each metric may vary depending on the fiscal year, industry and region but the standard approach is as follows:

**Growth** is a composite of next year's estimate over current year's estimate, e.g. EPS, EBITDA, Revenue. **Return** is a year one prospective aggregate of various return on capital measures, e.g. CROCI, ROACE, and ROE. **Multiple** is a composite of one-year forward valuation ratios, e.g. P/E, dividend yield, EV/FCF, EV/EBITDA, EV/DACF, Price/Book. **Volatility** is measured as trailing twelve-month volatility adjusted for dividends.

## Quantum

Quantum is Goldman Sachs' proprietary database providing access to detailed financial statement histories, forecasts and ratios. It can be used for in-depth analysis of a single company, or to make comparisons between companies in different sectors and markets.

## GS SUSTAIN

GS SUSTAIN is a global investment strategy aimed at long-term, long-only performance with a low turnover of ideas. The GS SUSTAIN focus list includes leaders our analysis shows to be well positioned to deliver long term outperformance through sustained competitive advantage and superior returns on capital relative to their global industry peers. Leaders are identified based on quantifiable analysis of three aspects of corporate performance: cash return on cash invested, industry positioning and management quality (the effectiveness of companies' management of the environmental, social and governance issues facing their industry).

## Disclosures

### Coverage group(s) of stocks by primary analyst(s)

Jerry Revich, CFA: America-Construction Products, America-Engineering & Construction, America-Machinery & Diversified Industrials. Patrick Archambault, CFA: America-Autos & Auto Parts, America-Autos Dealers. Robert Koort, CFA: America-Chemicals - Specialty US. Adam Samuelson: America-Ag Processors, America-Fertilizers, America-Protein. Michael Nannizzi: America-Insurance Brokers, America-NonLifeInsurance. Mohammed Moawalla: Europe-IT Services, Europe-Software. Jesse Hulsing: America-Emerging Software. Stephen Grambling, CFA: America- Non-Discretionary Broadlines Retail & Supermarkets, America-Discretionary Broadlines Retail. Noah Poponak, CFA: America-Commercial Aerospace, America-Defense. David Tamberrino, CFA: America-Autos & Auto Parts, America-Tires. Yuichiro Isayama: Japan-Machinery. Stefan Burgstaller: Europe-Autos & Auto Parts. Lincoln Kong, CFA: Asia Pacific Consumer and Retail.

America- Non-Discretionary Broadlines Retail & Supermarkets: Aramark Holdings, Casey's General Stores Inc., DAVIDsTEA Inc., Dollar General Corp., Dollar Tree Stores Inc., Kroger Co., Sprouts Farmers Market Inc., Sunoco LP, SUPERVALU Inc., Sysco Corp., United Natural Foods Inc., US Foods Holding, Whole Foods Market Inc..

America-Ag Processors: Archer-Daniels-Midland, Bunge, Darling Ingredients Inc., Green Plains Inc., Ingredion Inc..

America-Autos & Auto Parts: BorgWarner Inc., Cooper-Standard Holdings, Dana Holding, Delphi Automotive Plc, Ford Motor Co., General Motors Co., Harley-Davidson Inc., Harman International Industries Inc., Johnson Controls Inc., Lear Corp., Magna International Inc., Magna International Inc., Meritor Inc., Metaldyne Performance Group, Nemak, Tenneco Inc., Tesla Motors Inc..

America-Autos Dealers: AutoNation Inc., Group 1 Automotive Inc., Penske Automotive Group, Sonic Automotive Inc..

America-Chemicals - Specialty US: Air Products & Chemicals Inc., Albemarle Corp., Axalta Coating Systems Ltd., Celanese Corp., Chemours, Compass Minerals International, Dow Chemical Co., E.I. duPont de Nemours, Eastman Chemical Co., Ecolab Inc., FMC Corp., Huntsman Corp., LyondellBasell Industries, Monsanto Co., Polyone Corp., PPG Industries Inc., Praxair Inc., Sherwin-Williams Co., Trinseo SA, Univar Inc., Valspar Corp., W. R. Grace & Co., Westlake Chemical Corp..

America-Commercial Aerospace: BE Aerospace Inc., Boeing Co., Bombardier Inc., Embraer, Esterline Technologies Corp., Hexcel Corp., Rockwell Collins Corp., Spirit AeroSystems Holdings, Textron Inc., TransDigm Group, Triumph Group, United Technologies Corp..

America-Construction Products: Eagle Materials Inc., Martin Marietta Materials, Summit Materials Inc., USG Corp., Vulcan Materials Co..

America-Defense: FLIR Systems Inc., General Dynamics Corp., Harris Corp., Huntington Ingalls Industries Inc., L-3 Communications Holdings, Lockheed Martin Corp., Northrop Grumman Corp., Orbital ATK Inc, Raytheon Co..

America-Discretionary Broadlines Retail: Burlington Stores Inc., Five Below Inc., J.C. Penney Co., Kohl's Corp., Macy's Inc., Nordstrom Inc., Party City Holdco Inc., Ross Stores Inc., TJX Cos..

America-Emerging Software: Benefitfocus Inc., Cornerstone OnDemand Inc., Hortonworks Inc., Intuit Inc., Marketo Inc., NetSuite Inc., New Relic Inc., Qlik Technologies Inc., ServiceNow Inc., Splunk Inc., Tableau Software, Teradata Corp., Ultimate Software Group, Zendesk Inc..

America-Engineering & Construction: Chicago Bridge & Iron, Fluor Corp., Granite Construction Inc., Jacobs Engineering Group, KBR Inc..

America-Fertilizers: Agrium Inc., Agrium Inc., CF Industries Holdings, CVR Partners, Mosaic Co., Potash Corp. of Saskatchewan Inc., Potash Corporation of Saskatchewan Inc..

America-Insurance Brokers: Aon Plc, Arthur J. Gallagher & Co., Brown & Brown Inc., Marsh & McLennan Cos., Willis Towers Watson.

America-Machinery & Diversified Industrials: AGCO Corp., Allison Transmission Holdings, Caterpillar Inc., Cummins Inc., Deere & Co., Generac Holdings, Joy Global Inc., Manitowoc Co., Navistar International Corp., Oshkosh Corp., Paccar Inc., Terex Corp., Trimble Navigation Ltd., United Rentals Inc., WABCO Holdings Inc..

America-NonLifeInsurance: Allied World Assurance Co., Allstate Corp., American International Group, Arch Capital Group, AXIS Capital Holdings, Chubb Ltd., Everest Re Group, Progressive Corp., RenaissanceRe Holdings, The Hartford Financial Services, Travelers Cos., Validus Holdings, W. R. Berkley Corp., XL Group.

America-Protein: Hormel Foods Corp., Pilgrim's Pride Corp., Sanderson Farms Inc., Tyson Foods Inc..

America-Tires: Cooper Tire & Rubber Co., Goodyear Tire & Rubber Co., Titan International Inc..

Asia Pacific Consumer and Retail: Ace Hardware Indonesia, Amorepacific, BGF Retail, China Resources Enterprise, CJ CheilJedang, CP ALL PCL, E-Mart, Eclat Textile Co., GS Retail Co., Hyundai Department Store, KT&G, LG Household & Healthcare, Lotte Shopping, Makalot Industrial Co, Matahari Department Store, MOMO.COM Inc., Orion, PChome Online Inc., Pou Sheng International Holdings, President Chain Store, PT Gudang Garam Tbk, PT Hanjaya Mandala Sampoerna Tbk, PT Indofood CBP Sukses Makmur, PT Indofood Sukses Makmur Tbk, PT Kalbe Farma Tbk, PT Unilever Indonesia Tbk, Shenzhou International Group Holdings Ltd, Shinsegae, Stella International Holdings, Sun Art Retail Group, Tingyi (Cayman Islands) Holdings, Tsingtao Brewery (A), Tsingtao Brewery (H), Uni-President China Holdings, Uni-President Enterprises, WH Group Ltd., Yue Yuen Industrial.

Europe-Autos & Auto Parts: Autoliv Inc., BMW, CNH Industrial, CNH Industrial, Continental, Daimler AG, Faurecia, Fiat Chrysler Automobiles NV, Fiat Chrysler Automobiles NV, GKN, Hella KGaA Hueck, Michelin, Nokian Renkaat, Peugeot, Porsche, Renault, Valeo, Volkswagen, Volvo.

Europe-IT Services: Atos, Capgemini, Indra, Wirecard, Worldline, Worldpay Group.

Europe-Software: Aveva, Dassault Systemes, Hexagon AB, Sage Group, SAP, SAP, Software AG, Temenos.

Japan-Machinery: Aida Engineering Ltd., Daikin Industries, Fanuc, Harmonic Drive Systems Inc., Hitachi Construction Machinery, JTEKT, Keyence, Komatsu, Kubota, Makita, NSK, NTN, Okuma Corp., SMC, THK, Tsubaki Nakashima Co., Yaskawa Electric.

## Distribution of ratings/investment banking relationships

Goldman Sachs Investment Research global Equity coverage universe

|        | Rating Distribution |      |      | Investment Banking Relationships |      |      |
|--------|---------------------|------|------|----------------------------------|------|------|
|        | Buy                 | Hold | Sell | Buy                              | Hold | Sell |
| Global | 31%                 | 54%  | 15%  | 66%                              | 60%  | 50%  |

As of July 1, 2016, Goldman Sachs Global Investment Research had investment ratings on 2,963 equity securities. Goldman Sachs assigns stocks as Buys and Sells on various regional Investment Lists; stocks not so assigned are deemed Neutral. Such assignments equate to Buy, Hold and Sell for the purposes of the above disclosure required by the FINRA Rules. See 'Ratings, Coverage groups and views and related definitions' below. The Investment Banking Relationships chart reflects the percentage of subject companies within each rating category for whom Goldman Sachs has provided investment banking services within the previous twelve months.

## Regulatory disclosures

### Disclosures required by United States laws and regulations

See company-specific regulatory disclosures above for any of the following disclosures required as to companies referred to in this report: manager or co-manager in a pending transaction; 1% or other ownership; compensation for certain services; types of client relationships; managed/co-managed public offerings in prior periods; directorships; for equity securities, market making and/or specialist role. Goldman Sachs trades or may trade as a principal in debt securities (or in related derivatives) of issuers discussed in this report.

The following are additional required disclosures: **Ownership and material conflicts of interest:** Goldman Sachs policy prohibits its analysts, professionals reporting to analysts and members of their households from owning securities of any company in the analyst's area of coverage. **Analyst compensation:** Analysts are paid in part based on the profitability of Goldman Sachs, which includes investment banking revenues. **Analyst as officer or director:** Goldman Sachs policy prohibits its analysts, persons reporting to analysts or members of their households from serving as an officer, director, advisory board member or employee of any company in the analyst's area of coverage. **Non-U.S. Analysts:** Non-U.S. analysts may not be associated persons of Goldman, Sachs & Co. and therefore may not be subject to FINRA Rule 2241 or FINRA Rule 2242 restrictions on communications with subject company, public appearances and trading securities held by the analysts.

**Distribution of ratings:** See the distribution of ratings disclosure above. **Price chart:** See the price chart, with changes of ratings and price targets in prior periods, above, or, if with respect to multiple companies which are the subject of this report, on the Goldman Sachs website at <http://www.gs.com/research/hedge.html>.

### Additional disclosures required under the laws and regulations of jurisdictions other than the United States

The following disclosures are those required by the jurisdiction indicated, except to the extent already made above pursuant to United States laws and regulations. **Australia:** Goldman Sachs Australia Pty Ltd and its affiliates are not authorised deposit-taking institutions (as that term is defined in the Banking Act 1959 (Cth)) in Australia and do not provide banking services, nor carry on a banking business, in Australia. This research, and any access to it, is intended only for "wholesale clients" within the meaning of the Australian Corporations Act, unless otherwise agreed by Goldman Sachs. In producing research reports, members of the Global Investment Research Division of Goldman Sachs Australia may attend site visits and other meetings hosted by the issuers the subject of its research reports. In some instances the costs of such site visits or meetings may be met in part or in whole by the issuers concerned if Goldman Sachs Australia considers it is appropriate and reasonable in the specific circumstances relating to the site visit or meeting. **Brazil:** Disclosure information in relation to CVM Instruction 483 is available at <http://www.gs.com/worldwide/brazil/area/gir/index.html>. Where applicable, the Brazil-registered analyst primarily responsible for the content of this research report, as defined in Article 16 of CVM Instruction 483, is the first author named at the beginning of this report, unless indicated otherwise at the end of the text. **Canada:** Goldman Sachs Canada Inc. is an affiliate of The Goldman Sachs Group Inc. and therefore is included in the company specific disclosures relating to Goldman Sachs (as defined above). Goldman Sachs Canada Inc. has approved of, and agreed to take responsibility for, this research report in Canada if and to the extent that Goldman Sachs Canada Inc. disseminates this research report to its clients. **Hong Kong:** Further information on the securities of covered companies referred to in this research may be obtained on request from Goldman Sachs (Asia) L.L.C. **India:** Further information on the subject company or companies referred to in this research may be obtained from Goldman Sachs



(India) Securities Private Limited, Research Analyst - SEBI Registration Number INH000001493, 951-A, Rational House, Appasaheb Marathe Marg, Prabhadevi, Mumbai 400 025, India, Corporate Identity Number U74140MH2006FTC160634, Phone +91 22 6616 9000, Fax +91 22 6616 9001. Goldman Sachs may beneficially own 1% or more of the securities (as such term is defined in clause 2 (h) the Indian Securities Contracts (Regulation) Act, 1956) of the subject company or companies referred to in this research report. **Japan:** See below. **Korea:** Further information on the subject company or companies referred to in this research may be obtained from Goldman Sachs (Asia) L.L.C., Seoul Branch. **New Zealand:** Goldman Sachs New Zealand Limited and its affiliates are neither "registered banks" nor "deposit takers" (as defined in the Reserve Bank of New Zealand Act 1989) in New Zealand. This research, and any access to it, is intended for "wholesale clients" (as defined in the Financial Advisers Act 2008) unless otherwise agreed by Goldman Sachs. **Russia:** Research reports distributed in the Russian Federation are not advertising as defined in the Russian legislation, but are information and analysis not having product promotion as their main purpose and do not provide appraisal within the meaning of the Russian legislation on appraisal activity. **Singapore:** Further information on the covered companies referred to in this research may be obtained from Goldman Sachs (Singapore) Pte. (Company Number: 198602165W). **Taiwan:** This material is for reference only and must not be reprinted without permission. Investors should carefully consider their own investment risk. Investment results are the responsibility of the individual investor. **United Kingdom:** Persons who would be categorized as retail clients in the United Kingdom, as such term is defined in the rules of the Financial Conduct Authority, should read this research in conjunction with prior Goldman Sachs research on the covered companies referred to herein and should refer to the risk warnings that have been sent to them by Goldman Sachs International. A copy of these risks warnings, and a glossary of certain financial terms used in this report, are available from Goldman Sachs International on request.

**European Union:** Disclosure information in relation to Article 4 (1) (d) and Article 6 (2) of the European Commission Directive 2003/125/EC is available at <http://www.gs.com/disclosures/europeanpolicy.html> which states the European Policy for Managing Conflicts of Interest in Connection with Investment Research.

**Japan:** Goldman Sachs Japan Co., Ltd. is a Financial Instrument Dealer registered with the Kanto Financial Bureau under registration number Kinsho 69, and a member of Japan Securities Dealers Association, Financial Futures Association of Japan and Type II Financial Instruments Firms Association. Sales and purchase of equities are subject to commission pre-determined with clients plus consumption tax. See company-specific disclosures as to any applicable disclosures required by Japanese stock exchanges, the Japanese Securities Dealers Association or the Japanese Securities Finance Company.

## Ratings, coverage groups and views and related definitions

**Buy (B), Neutral (N), Sell (S)** -Analysts recommend stocks as Buys or Sells for inclusion on various regional Investment Lists. Being assigned a Buy or Sell on an Investment List is determined by a stock's return potential relative to its coverage group as described below. Any stock not assigned as a Buy or a Sell on an Investment List is deemed Neutral. Each regional Investment Review Committee manages various regional Investment Lists to a global guideline of 25%-35% of stocks as Buy and 10%-15% of stocks as Sell; however, the distribution of Buys and Sells in any particular coverage group may vary as determined by the regional Investment Review Committee. Regional Conviction Buy and Sell lists represent investment recommendations focused on either the size of the potential return or the likelihood of the realization of the return.

**Return potential** represents the price differential between the current share price and the price target expected during the time horizon associated with the price target. Price targets are required for all covered stocks. The return potential, price target and associated time horizon are stated in each report adding or reiterating an Investment List membership.

**Coverage groups and views:** A list of all stocks in each coverage group is available by primary analyst, stock and coverage group at <http://www.gs.com/research/hedge.html>. The analyst assigns one of the following coverage views which represents the analyst's investment outlook on the coverage group relative to the group's historical fundamentals and/or valuation. **Attractive (A).** The investment outlook over the following 12 months is favorable relative to the coverage group's historical fundamentals and/or valuation. **Neutral (N).** The investment outlook over the following 12 months is neutral relative to the coverage group's historical fundamentals and/or valuation. **Cautious (C).** The investment outlook over the following 12 months is unfavorable relative to the coverage group's historical fundamentals and/or valuation.

**Not Rated (NR).** The investment rating and target price have been removed pursuant to Goldman Sachs policy when Goldman Sachs is acting in an advisory capacity in a merger or strategic transaction involving this company and in certain other circumstances. **Rating Suspended (RS).** Goldman Sachs Research has suspended the investment rating and price target for this stock, because there is not a sufficient fundamental basis for determining, or there are legal, regulatory or policy constraints around publishing, an investment rating or target. The previous investment rating and price target, if any, are no longer in effect for this stock and should not be relied upon. **Coverage Suspended (CS).** Goldman Sachs has suspended coverage of this company. **Not Covered (NC).** Goldman Sachs does not cover this company. **Not Available or Not Applicable (NA).** The information is not available for display or is not applicable. **Not Meaningful (NM).** The information is not meaningful and is therefore excluded.

## Global product; distributing entities

The Global Investment Research Division of Goldman Sachs produces and distributes research products for clients of Goldman Sachs on a global basis. Analysts based in Goldman Sachs offices around the world produce equity research on industries and companies, and research on macroeconomics, currencies, commodities and portfolio strategy. This research is disseminated in Australia by Goldman Sachs Australia Pty Ltd (ABN 21 006 797 897); in Brazil by Goldman Sachs do Brasil Corretora de Títulos e Valores Mobiliários S.A.; in Canada by either Goldman Sachs Canada Inc. or Goldman, Sachs & Co.; in Hong Kong by Goldman Sachs (Asia) L.L.C.; in India by Goldman Sachs (India) Securities Private Ltd.; in Japan by Goldman Sachs Japan Co., Ltd.; in the Republic of Korea by Goldman Sachs (Asia) L.L.C., Seoul Branch; in New Zealand by Goldman Sachs New Zealand Limited; in Russia by OOO Goldman Sachs; in Singapore by Goldman Sachs (Singapore) Pte. (Company Number: 198602165W); and in the United States of America by Goldman, Sachs & Co. Goldman Sachs International has approved this research in connection with its distribution in the United Kingdom and European Union.

**European Union:** Goldman Sachs International authorised by the Prudential Regulation Authority and regulated by the Financial Conduct Authority and the Prudential Regulation Authority, has approved this research in connection with its distribution in the European Union and United Kingdom; Goldman Sachs AG and Goldman Sachs International Zweigniederlassung Frankfurt, regulated by the Bundesanstalt für Finanzdienstleistungsaufsicht, may also distribute research in Germany.

## General disclosures

This research is for our clients only. Other than disclosures relating to Goldman Sachs, this research is based on current public information that we consider reliable, but we do not represent it is accurate or complete, and it should not be relied on as such. The information, opinions, estimates and forecasts contained herein are as of the date hereof and are subject to change without prior notification. We seek to update our research as appropriate, but various regulations may prevent us from doing so. Other than certain industry reports published on a periodic basis, the large majority of reports are published at irregular intervals as appropriate in the analyst's judgment.

Goldman Sachs conducts a global full-service, integrated investment banking, investment management, and brokerage business. We have investment banking and other business relationships with a substantial percentage of the companies covered by our Global Investment Research Division. Goldman, Sachs & Co., the United States broker dealer, is a member of SIPC (<http://www.sipc.org>).

Our salespeople, traders, and other professionals may provide oral or written market commentary or trading strategies to our clients and principal trading desks that reflect opinions that are contrary to the opinions expressed in this research. Our asset management area, principal trading desks and investing businesses may make investment decisions that are inconsistent with the recommendations or views expressed in this research.

The analysts named in this report may have from time to time discussed with our clients, including Goldman Sachs salespersons and traders, or may discuss in this report, trading strategies that reference catalysts or events that may have a near-term impact on the market price of the equity securities discussed in this report, which impact may be directionally counter to the analyst's published price target expectations for such stocks. Any such trading strategies are distinct from and do not affect the analyst's fundamental equity rating for such stocks, which rating reflects a stock's return potential relative to its coverage group as described herein.

We and our affiliates, officers, directors, and employees, excluding equity and credit analysts, will from time to time have long or short positions in, act as principal in, and buy or sell, the securities or derivatives, if any, referred to in this research.

The views attributed to third party presenters at Goldman Sachs arranged conferences, including individuals from other parts of Goldman Sachs, do not necessarily reflect those of Global Investment Research and are not an official view of Goldman Sachs.

Any third party referenced herein, including any salespeople, traders and other professionals or members of their household, may have positions in the products mentioned that are inconsistent with the views expressed by analysts named in this report.

This research is not an offer to sell or the solicitation of an offer to buy any security in any jurisdiction where such an offer or solicitation would be illegal. It does not constitute a personal recommendation or take into account the particular investment objectives, financial situations, or needs of individual clients. Clients should consider whether any advice or recommendation in this research is suitable for their particular circumstances and, if appropriate, seek professional advice, including tax advice. The price and value of investments referred to in this research and the income from them may fluctuate. Past performance is not a guide to future performance, future returns are not guaranteed, and a loss of original capital may occur. Fluctuations in exchange rates could have adverse effects on the value or price of, or income derived from, certain investments.

Certain transactions, including those involving futures, options, and other derivatives, give rise to substantial risk and are not suitable for all investors. Investors should review current options disclosure documents which are available from Goldman Sachs sales representatives or at <http://www.theocc.com/about/publications/character-risks.jsp>. Transaction costs may be significant in option strategies calling for multiple purchase and sales of options such as spreads. Supporting documentation will be supplied upon request.

All research reports are disseminated and available to all clients simultaneously through electronic publication to our internal client websites. Not all research content is redistributed to our clients or available to third-party aggregators, nor is Goldman Sachs responsible for the redistribution of our research by third party aggregators. For research, models or other data available on a particular security, please contact your sales representative or go to <http://360.gs.com>.

Disclosure information is also available at <http://www.gs.com/research/hedge.html> or from Research Compliance, 200 West Street, New York, NY 10282.

© 2016 Goldman Sachs.

**No part of this material may be (i) copied, photocopied or duplicated in any form by any means or (ii) redistributed without the prior written consent of The Goldman Sachs Group, Inc.**